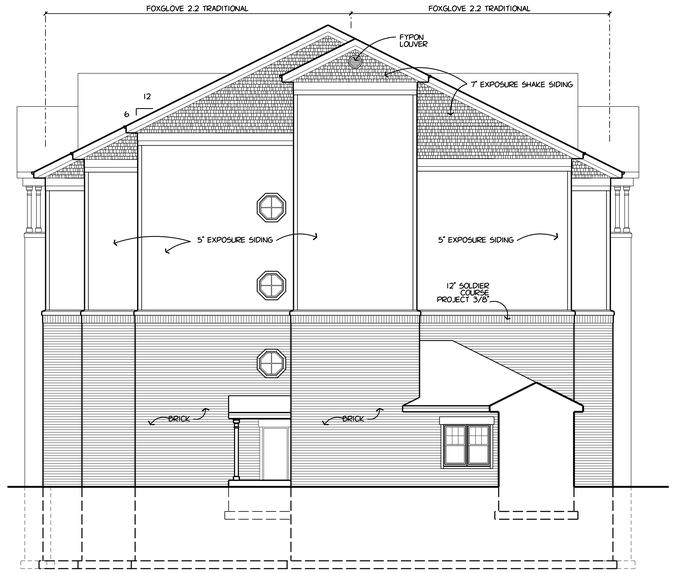

ELEVATION
1/8" = 1'-0"
1 A1 501

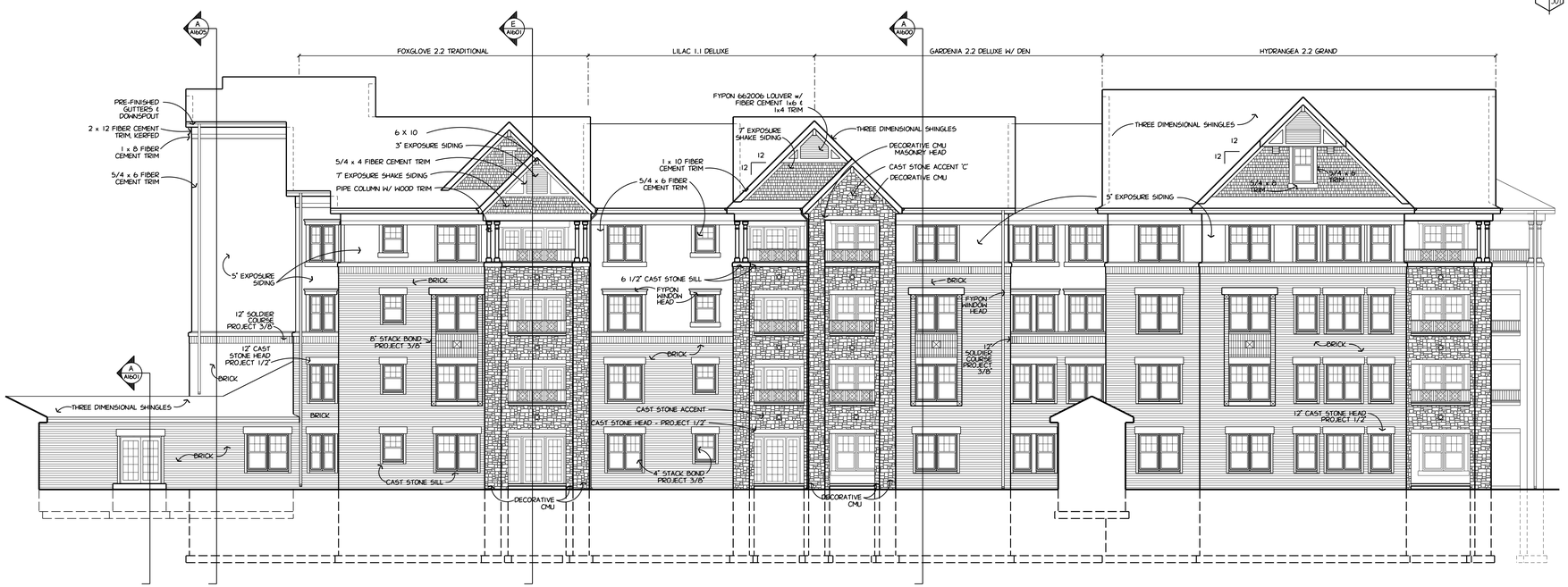

5" EXPOSURE SIDING	LAP SIDING PER SECTION 07462
7" EXPOSURE SIDING	SHINGLE SIDING PER SECTION 07462

GENERAL NOTES

- PROVIDE SPLASH BLOCKS MADE WITH ROCKS AT ALL DOWNSPOUTS WHICH SPILL ONTO GRADE - MATCH EXISTING.
- 6 1/2" CAST STONE SILL. VERIFY HEIGHT WITH APPROVED WINDOW SHOP DRAWINGS
- ALL FIBER CEMENT TRIM TO BE PRIMED ALL SIDES.
- SEE SHEET A1500 FOR WINDOW SCHEDULE

ELEVATION
1/8" = 1'-0"
1 A1 501

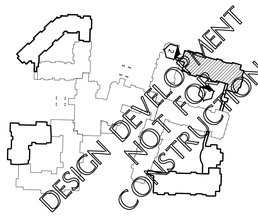

THIS DRAWING, ITS DESIGN CONCEPT AND ITS DETAIL ARE THE SOLE PROPERTY OF AG ARCHITECTURE, INC. AND SHALL NOT BE COPIED IN ANY FORM OR MANNER WITHOUT WRITTEN AUTHORIZATION OF ITS DESIGNER/CREATOR

DRAWN BY
DRN
DATE
18 DEC 2009
PROJECT
070601
SHEET NO.

1/8" EXTERIOR ELEVATIONS

A1501
INDEPENDENT

SMITH A SENIOR LIVING COMMUNITY
CROSSING PHASE II
Washington and Jane Smith Community
Orland Park Illinois

Architecture

1414 UNDERWOOD AVE.
WAUWATOSA, WI 53213

414.431.3131 TEL
414.431.0531 FAX

WWW.AGARCH.COM

Architecture
Engineering
Planning

REVISIONS

PLOT PARAMETERS: FILE: K:\070601\CADDON\A1501.DGN MODEL: PLOT SHEET
PLOTTED ON: 1/26/2010 3:43 PM BY USER: AMD AT SCALE: 8:0 '1" / 1N.
USING DRIVER: L:\XMWORKSPACE\STANDARDS\PLTCFG\AGPRINTER.PLTCFG LAST SAVED: 1/26/2010
PENTABLE: L:\XMWORKSPACE\STANDARDS\TABLES\PEN\AG.TBL