

# Village of Orland Park

## Eagle Ridge III Park Combined Survey Results

### Proposed Half Basketball Court Evaluation

Outreach Method	Responses	Primary Signal	Overall Direction
Yard Sign	35	Nearby users; high park use	Majority opposed
Postcard	68	Nearby households	Majority opposed
Facebook	74	Broader social response	Majority supportive

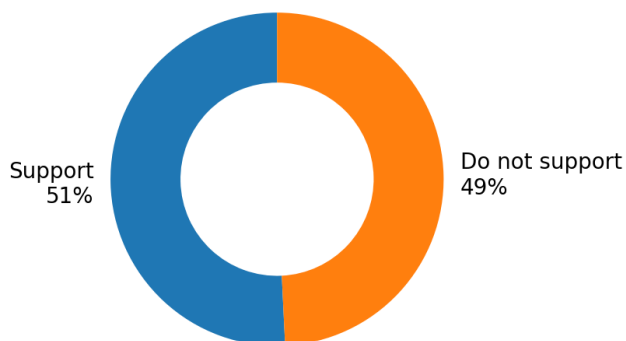
*Approximate combined base: 177 responses. Percentages are based on the summaries provided and may reflect rounded survey outputs and question-level response variation.*

## Executive Summary

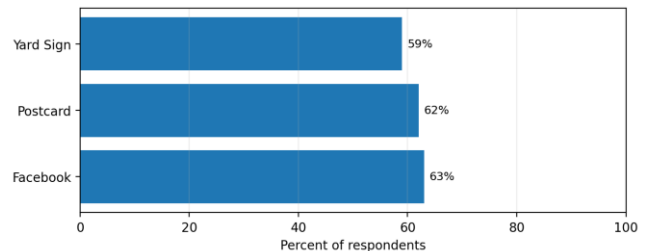
- Across the three outreach methods, overall opinion is mixed: neighborhood-focused results lean opposed, while Facebook/social media results lean supportive.
- Weighted across the three provided summaries, overall support is approximately 51% support and 49% opposed/not supportive.
- Walking/jogging is the dominant current park use in every outreach method where it was reported.
- Safety/security, crowding, and traffic/parking are the strongest concerns in the Yard Sign and Postcard results; Facebook respondents most commonly reported no concerns.
- The results suggest the proposal has broader community interest, but the immediately adjacent neighborhood feedback raises compatibility concerns that should be considered.

## Combined Results Snapshot

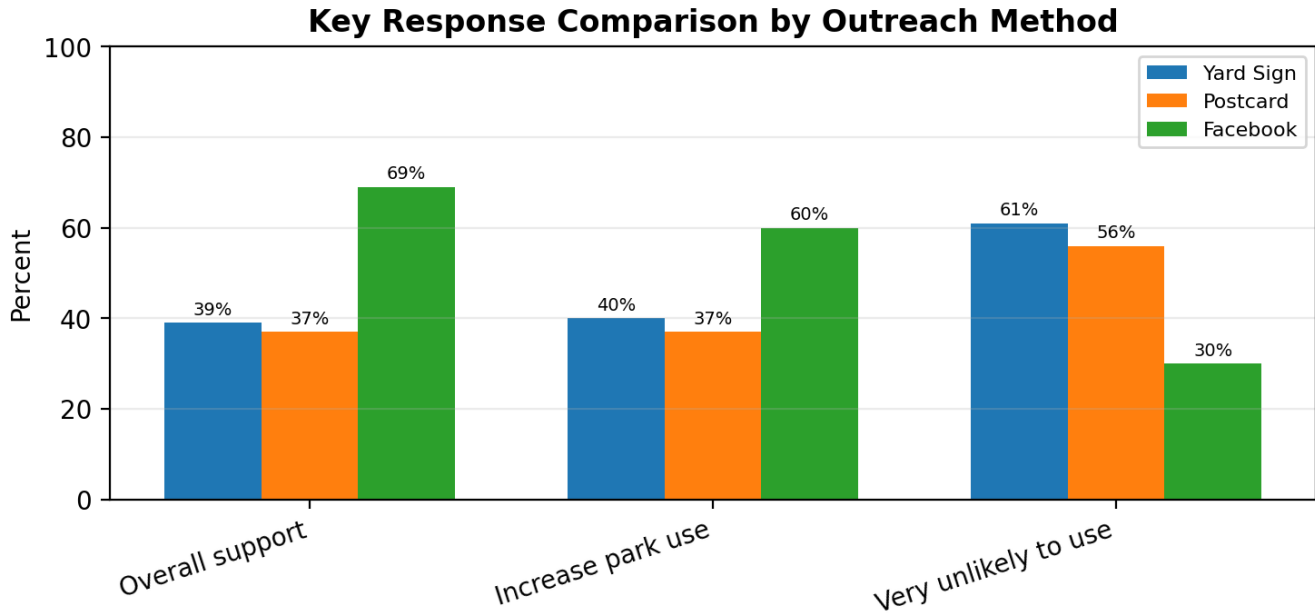
### Combined Overall Support



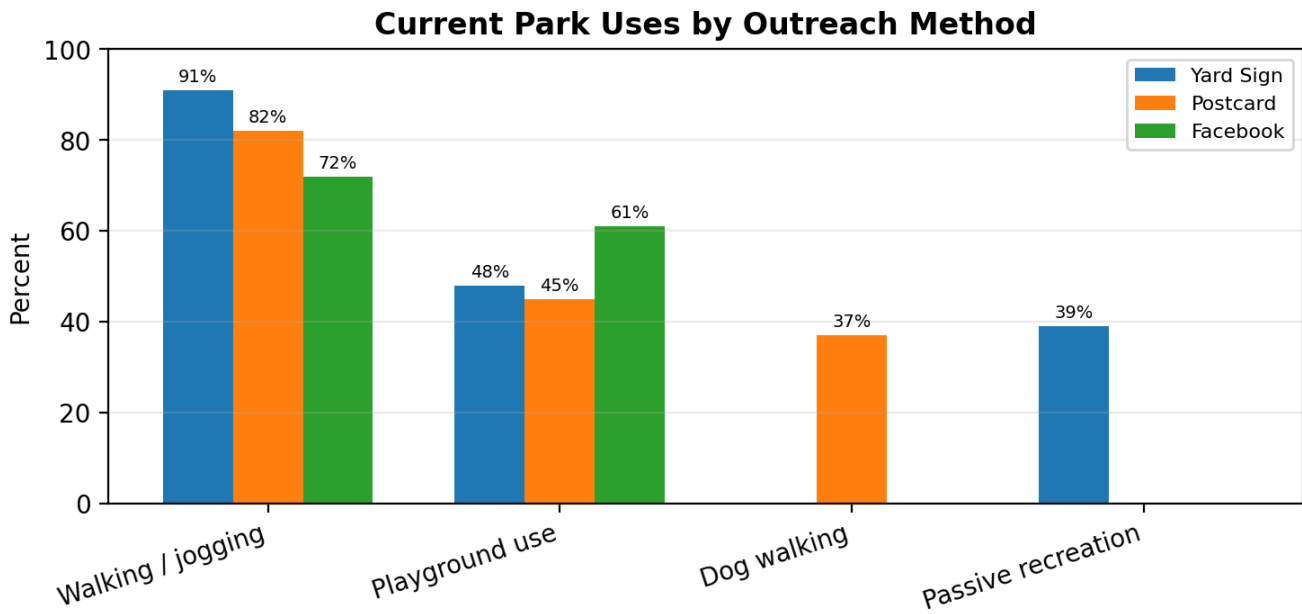
### Respondents Living Within 500 ft to 1/4 Mile



## Comparison by Outreach Method

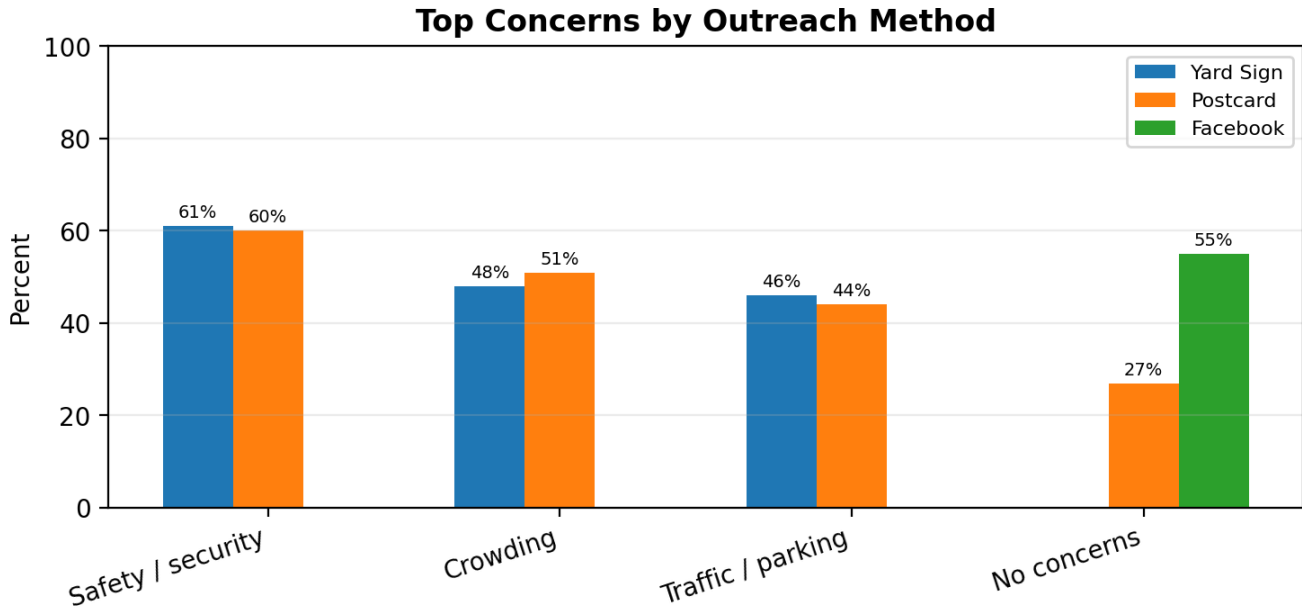


## Current Park Use



Blank values indicate the percentage was not stated in the provided summary.

## Concerns Identified



Facebook summary identified no concerns at 55%; exact safety/crowding percentages were not provided.

## Outreach Method Summaries

Method	Nearby / Use Pattern	Support / Use	Top Concerns
Yard Sign	59% live within 500 ft to 1/4 mile; 41% use park a few times per week; 26% daily.	54% strongly oppose; 37% strongly support; 61% very unlikely to use; 61% do not support overall.	Safety/security 61%; crowding 48%; traffic/parking 46%.
Postcard	62% live within 500 ft to 1/4 mile; 49% use park at least a few times per week or daily.	48% strongly oppose; 31% strongly support; 56% very unlikely to use; 63% do not support overall.	Safety/security 60%; crowding 51%; traffic/parking 44%; no concerns 27%.
Facebook	63% live within 500 ft to 1/4 mile; majority use park a few times per month or week.	57% strongly support; 9% support; 42% very likely to use; 69% support overall.	No concerns 55%; safety/security and crowding also mentioned.

## Interpretation for Village Review

**Neighborhood compatibility is the central policy question.** The Yard Sign and Postcard results appear to reflect nearby residents and regular users. These responses show strong concern about safety/security, crowding, and traffic/parking, with a majority opposed to the half-court proposal.

**Broader community interest is evident.** The Facebook results show higher support, higher likelihood of use, and more respondents reporting no concerns. This indicates the amenity may appeal more broadly than it does to the most directly affected residents.

**Current use patterns remain passive and family-oriented.** Walking/jogging and playground use are the leading reported activities. Any improvement should be evaluated against the existing neighborhood character of the park.

## Community Meeting Summary

### In-Person Community Meeting Attendance: 12 attendees

- 11 of the 12 attendees expressed opposition to the proposed half basketball court.
- Primary concerns discussed included safety/security, increased activity levels, crowding, noise, and compatibility with the surrounding neighborhood.
- Several attendees acknowledged a broader need for additional youth recreation opportunities within the Village, but questioned whether Eagle Ridge III Park was the appropriate location.
- Only one attendee expressed support for the proposed addition at this site.

## Overall Evaluation & Recommendation

Based on the combined survey responses, targeted neighborhood outreach, and in-person community meeting feedback, the results indicate a meaningful distinction between broader community interest in additional basketball amenities and localized support for this specific location.

Facebook outreach demonstrated stronger overall support for additional basketball opportunities within the Village. However, geographically targeted outreach methods — including nearby resident postcards, on-site yard sign surveys, and the in-person community meeting — consistently demonstrated substantially lower support and elevated concern regarding the proposed half basketball court at Eagle Ridge III Park.

The most common concerns identified through localized outreach included safety/security, crowding, traffic/parking impacts, and compatibility with the surrounding residential character of the park.

As such, the overall results suggest there may be broader recreational merit in expanding basketball opportunities within the community, particularly for youth recreation; however, Eagle Ridge III Park may not represent the most broadly supported location for this amenity at this time.

## Expanded Analysis of Outreach Results

The survey results demonstrate a significant distinction between geographically targeted outreach responses and broader community/social media responses.

When evaluating only localized outreach methods — including yard signs placed at the park and postcards mailed to nearby residents — the results indicate substantially greater opposition to the proposed half basketball court at Eagle Ridge III Park.

Localized Outreach Results (Yard Signs + Postcards):

- Approximately 38% support
- Approximately 62% oppose

These results are particularly relevant because they primarily reflect feedback from nearby residents and existing park users who are most likely to experience direct impacts associated with the proposed improvement.

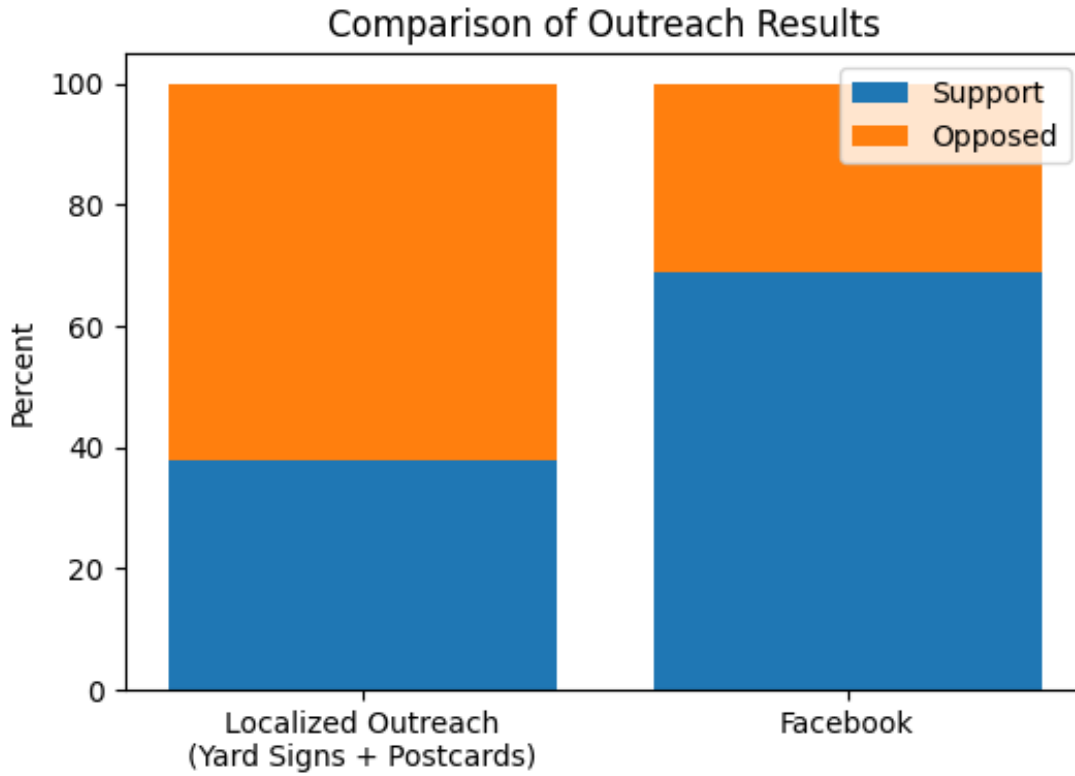
In contrast, Facebook/social media outreach demonstrated stronger support for additional basketball opportunities within the Village, with approximately 69% support. This broader feedback may reflect a wider community interest in additional basketball amenities, youth recreation opportunities, and active recreation programming, but may not necessarily reflect the perspectives of residents living adjacent to the park.

Additionally, an in-person community meeting was conducted with 12 attendees, of which 11 attendees expressed opposition to the proposed half basketball court at this location. Concerns discussed included safety/security, crowding, increased activity levels, and neighborhood compatibility.

Taken together, the results suggest:

- Broader community demand may exist for additional basketball amenities within the Village;
- However, localized neighborhood sentiment regarding this specific site is substantially less supportive;

### Graphical Comparison of Outreach Results



### Community Meeting Results

