

1 EXISTING PUMP DEMOLITION PLAN
SCALE: 1/2" = 1'-0"

COPYRIGHT © 2008 INNOVATIVE AQUATIC DESIGN, LLC

DATE	REVISION

DESCRIPTION:
EXISTING FILTER ROOM
DEMOLITION PLAN

DATE: 01.29.18
DRAWN BY: JML
JOB NO. A17399

SP-1

**CENTENNIAL PARK AQUATIC CENTER
PUMP REPLACEMENT**

15600 WEST AVE.
ORLAND PARK, IL 60462

VILLAGE OF
ORLAND PARK

14700 RAVINIA AVE.
ORLAND PARK, IL 60462
PHONE: 708-403-6241

INNOVATIVE

AQUATIC DESIGN, LLC

2675 Pratum Avenue, Hoffman Estates, Illinois 60192
(224) 293-6460 FAX: (224) 293-6466

ELECTRICAL REQUIREMENTS

ITEM OF EQUIPMENT	VOLTAGE	H.P. / AMPS	QUANTITY	CONTROLS & INTERLOCKS
FILTRATION PUMP AND MOTOR	480	40 H.P.	TWO	Wired to BAS Safety/Control Panel and VFD
SCS PLAY FEATURE PUMP AND MOTOR	480	7 1/2 H.P.	ONE	Wired to VFD
EXISTING GENSER /JET PUMP AND MOTOR	480	3	ONE	Wired to VFD
FLUME SLIDE PUMP AND MOTOR	480	15 H.P.	TWO	Wired to VFD
FLOW METER POWER SUPPLY	110	2.5 AMPS	ONE	Wired to Metering flow sensors

* NOTE: VARIABLE FREQUENCY DRIVE TO BE PROVIDED BY PUMP AND MOTOR SUPPLIER - FIELD VERIFY VOLTAGE BEFORE ORDERING

PLUMBING NOTES:

- ALL PLUMBING WORK, THROUGHOUT THE ENTIRE SWIMMING POOL PROJECT, SHALL COMPLY AND BE IN ACCORDANCE WITH THE ILLINOIS STATE PLUMBING CODE.
- ALL PIPING TO BE SCHEDULE 80 PVC PIPE (ASTM D 1785), UNLESS OTHERWISE SPECIFIED. ALL PIPE FITTINGS TO BE SCHEDULE 80 PVC (ASTM D2467), UNLESS OTHERWISE SPECIFIED. ALL TRUE UNION BALL VALVES TO BE SCHEDULE 80 PVC (ASTM F 1970), UNLESS OTHERWISE SPECIFIED. PVC PIPING SHALL BE STAMPED WITH N.S.F. SEAL OF APPROVAL.
- THESE DRAWINGS ARE INTENDED FOR SCHEMATIC USE ONLY. FINAL PIPE LOCATIONS TO BE FIELD VERIFIED BY POOL CONTRACTOR. REFER TO EXISTING ARCHITECTURAL, MECHANICAL, ELECTRICAL, PLUMBING AND STRUCTURAL DRAWINGS AS REQUIRED.
- PIPING SUPPORTS SHALL BE IN ACCORDANCE WITH THE MANUFACTURERS' RECOMMENDATIONS AND THE ILLINOIS PLUMBING CODE.
- ALL FLOWMETERS SHALL BE LOCATED UPSTREAM OF ALL VALVES, ELBOWS AND TEES. (10) STRAIGHT PIPE DIAMETERS DOWNSTREAM FROM ANY VALVES, ELBOWS OR OTHER SOURCES OF TURBULENCE.

NEW EQUIPMENT LIST

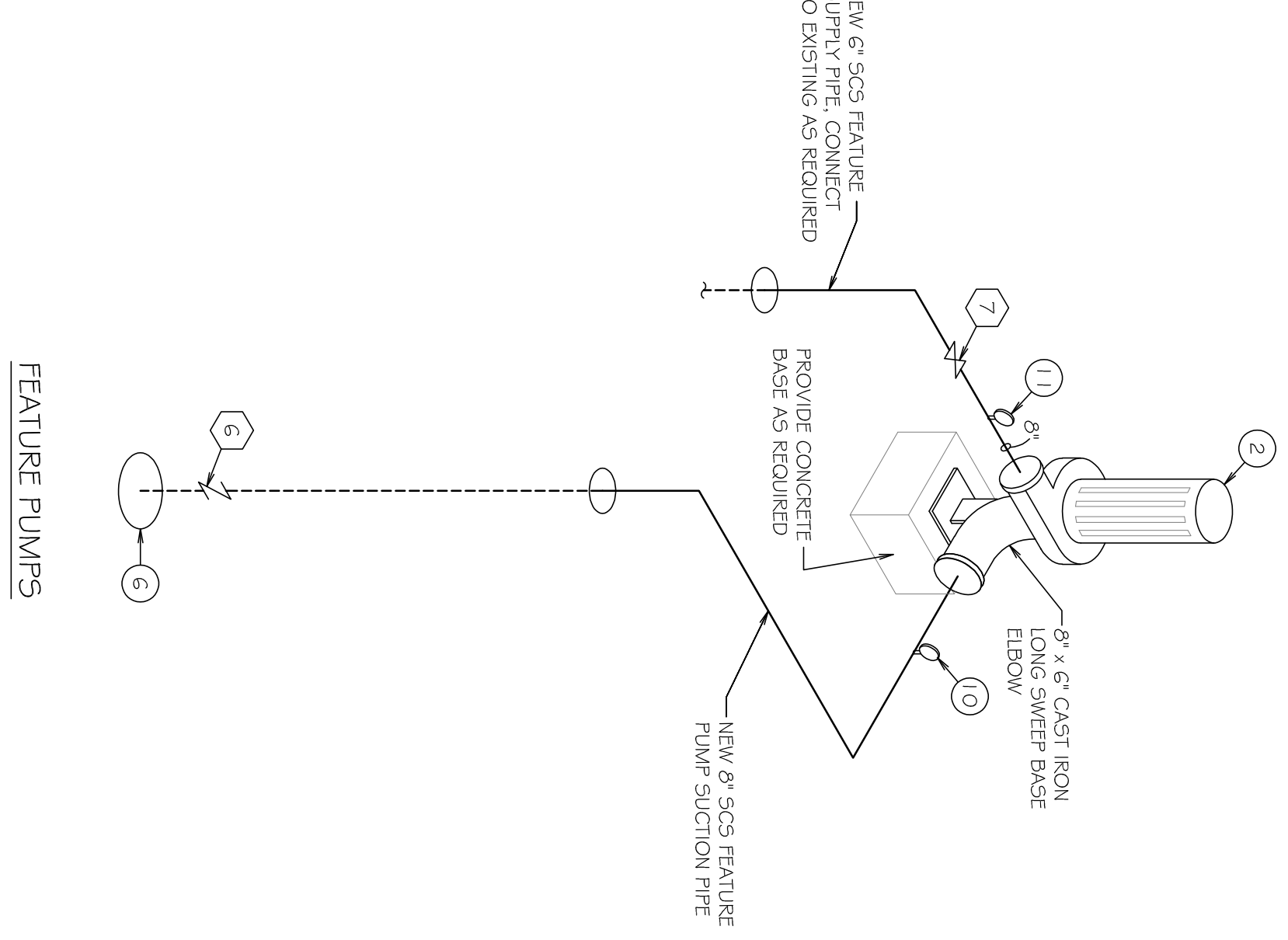
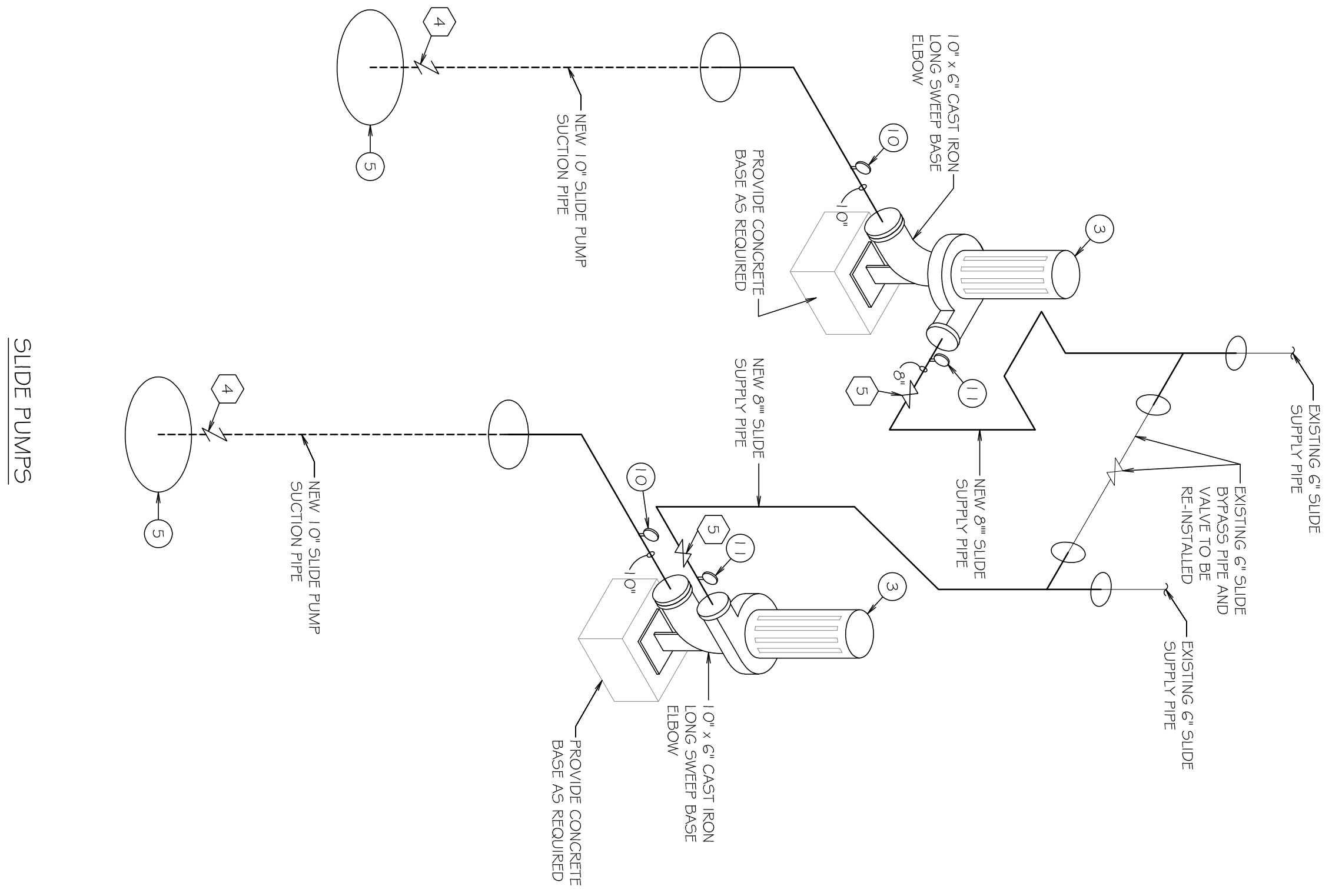
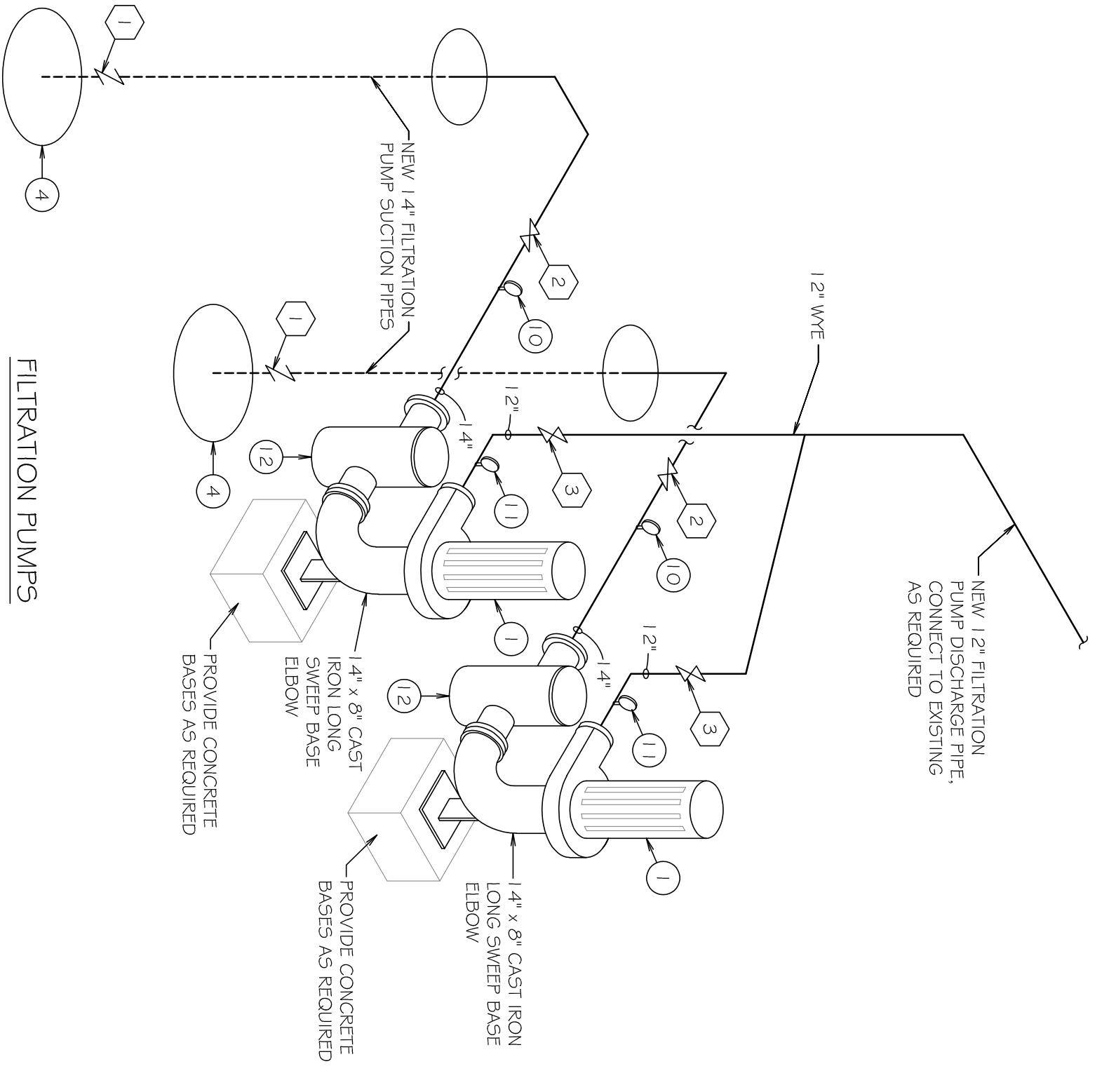
ITEM	DESCRIPTION	MANUFACTURER	CATALOG NO.	QTY.
1	FILTRATION PUMP AND MOTOR, FLOODED SUCTION, 1,435 G.P.M. @ 70 FT. TDH, 40 H.P., 480 VOLT, 3-PHASE, 1,750 RPM, W/ EPOXY COATING ON ALL INTERIOR CAST IRON PARTS, PROVIDE EPOXY COATED CAST IRON VERTICAL MOUNTING STAND.	PAKO	60123UC	2
2	SCS PLAY FEATURE PUMP AND MOTOR, FLOODED SUCTION, 575 G.P.M. @ 35 FT. TDH, 7 1/2 H.P., 480 VOLT, 3-PHASE, 1,750 RPM, W/ EPOXY COATING ON ALL INTERIOR CAST IRON PARTS, PROVIDE EPOXY COATED CAST IRON VERTICAL MOUNTING STAND.	PAKO	40707LC	1
3	FLUME SLIDE PUMP AND MOTOR, FLOODED SUCTION, 1,200 G.P.M. @ 40 FT. TDH, 15 H.P., 480 VOLT, 3-PHASE, 1,750 RPM, W/ EPOXY COATING ON ALL INTERIOR CAST IRON PARTS, PROVIDE EPOXY COATED CAST IRON VERTICAL MOUNTING STAND.	PAKO	50957LC	2
4	PVC ANTI-VORTEX PLATE, 14" CONNECTION, MAX. 36" DIAMETER.	NEPTUNE BENSON	AVPLATE14PVCX1	2
5	PVC ANTI-VORTEX PLATE, 12" CONNECTION.	NEPTUNE BENSON	AVPLATE12PVCX1	2
6	PVC ANTI-VORTEX PLATE, 8" CONNECTION.	NEPTUNE BENSON	AVPLATE8PVCX1	1
7	VARIABLE FREQUENCY DRIVE, 480 VOLT, 3-PHASE, 60 HP, W/ DIGITAL READOUT, NEMA 1 ENCLOSURE, INTERNAL DISCONNECT, LINE REACTOR AND MANUAL BYPASS.	ABB	ACS550 SERIES	6
8	SWITCHING POWER SUPPLY, 110 VOLT, 1-PHASE, 4.2 AMP OUTPUT CAPACITY AT 24 VOLTS	SIGMET	7300-1024	1
9	FLOW GENSER, 12" FOR FILTRATION PUMP AND MOTOR, VARIABLE FREQUENCY DRIVE CONTROL.	SIGMET	3-2551-F1-42	1
10	VACUUM / PRESSURE GAUGE, 0" - 30" AND 0" - 60" PSI, 2 1/2" DIAL, LIQUID FILLED, WITH STAINLESS STEEL TUBE AND SOCKET, SNUBBER NO. 872-2 AND GAUGE COOK NO. 853116.	TRERICE	7001F95	5
11	PRESSURE GAUGE, 0" - 60 PSI, 2 1/2" DIAL, LIQUID FILLED, WITH STAINLESS STEEL TUBE AND SOCKET, SNUBBER NO. 872-2 AND GAUGE COOK NO. 853116.	TRERICE	7001F95	5
12	CUSTOM STRAINER, FIBERGLASS, 14", W/ EFFLUENT CONNECTION AT BASE AND TWO STAINLESS STEEL BASKETS.	NEPTUNE BENSON	1500NBF614R1	2

VALVE LEGEND

KEY ○

NO.	VALVE DESCRIPTION	TYPE	SIZE	QUANTITY
1.	FILTRATION PUMP SUCTION	CHECK	14"	2
2.	FILTRATION PUMP STRAINER INFLUENT	B.F. GEAR	14"	2
3.	FILTRATION PUMP DISCHARGE	B.F. GEAR	12"	2
4.	SLIDE PUMP SUCTION	CHECK	10"	2
5.	SLIDE PUMP DISCHARGE	B.F. GEAR	8"	2
6.	SCS FEATURE PUMP SUCTION	CHECK	8"	1
7.	SCS FEATURE PUMP DISCHARGE	B.F. GEAR	6"	1

T.U. = TRUE UNION B.F. = BUTTERFLY



1 PIPING DIAGRAMS
NOT TO SCALE

**CENTENNIAL PARK AQUATIC CENTER
PUMP REPLACEMENT**
15600 WEST AVE.
ORLAND PARK, IL 60462

VILLAGE OF ORLAND PARK
14700 RAVINIA AVE.
ORLAND PARK, IL 60462
PHONE: 708-403-6241

INNOVATIVE AQUATIC DESIGN, LLC
2675 Pratum Avenue, Hoffman Estates, Illinois 60182
(224) 293-6460 FAX: (224) 293-6466

DATE	REVISION

DESCRIPTION:
EQUIPMENT LIST, PIPING DIAGRAMS, ELECTRICAL REQUIREMENTS AND PLUMBING NOTES

DATE: 01.29.18
DRAWN BY: JML
JOB NO. A17399