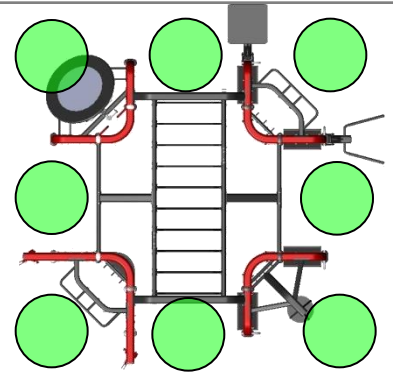


## Synrgy360XL

**Footprint: Max 16.0' x 16.0'**  
**Live Area: Recommend 27' x 27' x 9.5'**  
8 Training Spaces = ●

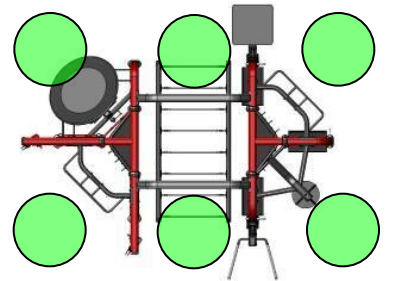
**MSRP: \$19,500 - \$23,300**



## Synrgy360XM

**Footprint: Max 10.6' x 16.0'**  
**Live Area: Recommend 22' x 27' x 9.5'**  
6 Training Spaces = ●

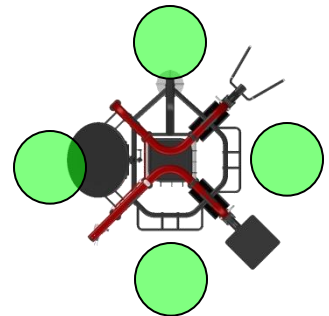
**MSRP: \$14,100 - \$21,000**



## Synrgy360XS

**Footprint: Max 9.2' x 9.2'**  
**Live Area: Recommend 22' x 22' x 9.5'**  
4 Training Spaces = ●

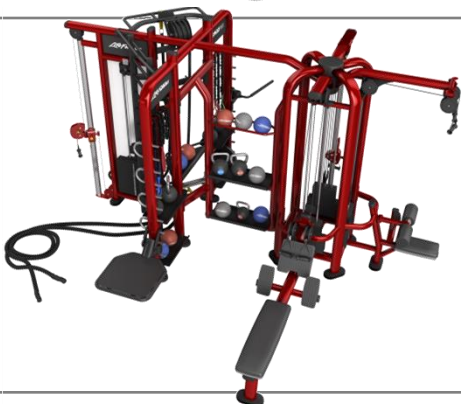
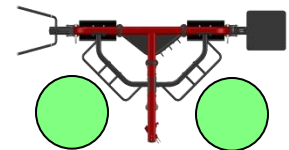
**MSRP: \$9,100 - \$16,300**



## Synrgy360T

**Footprint: Max 5.8' x 9.2'**  
**Live Area: Recommend 11' x 22' x 9.5'**  
2 Training Spaces = ●


**MSRP: \$6,900 - \$11,800**



## Synrgy360

- connected to -

## Multi Jungles



*Custom:*

# SYNRGY360<sub>XS</sub>

## CUSTOM CONFIGURATION:

☐ Select Base Unit & Options

<p><b>FXTX-VVVV</b></p> <p>Options except: - Power Pivot</p> <p>Options except: - Power Pivot</p> <p>Options except: - Power Pivot</p> <p>All Options</p>	<p><b>FXTX-CVVV</b></p> <p>Options except: - Power Pivot</p> <p>Options except: - Power Pivot</p> <p>Options except: - Power Pivot - Boxing</p> <p>All Options</p>
<p><b>FXTX-CCVV</b></p> <p>Options except: - Power Pivot</p> <p>Options except: - Power Pivot</p> <p>Options except: - Power Pivot - Boxing</p> <p>All Options</p>	<p><b>FXTX-CVVC</b></p> <p>Options except: - Power Pivot</p> <p>All Options</p> <p>Options except: - Power Pivot + Plus Rebounder</p> <p>Options except: - Power Pivot</p>
<p><b>FXTX-CVVR</b></p> <p>Options except: - Power Pivot</p> <p>Options except: - Power Pivot - Boxing</p> <p>All Options</p>	<p><b>FXTX-CCVR</b></p> <p>Options except: - Power Pivot</p> <p>Options except: - Power Pivot - Boxing</p> <p>All Options</p>
<p><b>FXTX-CCCC</b></p> <p>Options except: - Power Pivot + Plus Rebounder</p> <p>Options except: - Power Pivot - Boxing</p> <p>Options except: - Power Pivot - Boxing</p> <p>All Options</p>	<p><b>Accessories Included:</b></p> <ul style="list-style-type: none"> <li>1 Short Handle per Cable Station.</li> <li>1 Long Handle per Cable Station.</li> <li>1 DAP Belt per Cable Space.</li> <li>1 Synrgy360 Power Pivot Bar per Power Pivot.</li> </ul> <p><b>Optional:</b></p> <ul style="list-style-type: none"> <li>Add Accessory Products (Dip &amp; Step Up).</li> <li>Add Accessories (Package Kits or Individually).</li> <li>Add Flooring (via Pavigym).</li> </ul> <p><b>Footprint:</b> Max 9.2' x 9.2' (not including Step or Dip)</p> <p><b>Live Area:</b> Recommend 22' x 22' x 9.5'</p> <p><b>*Required Bolt-to-Floor, except FXTX-CCCC</b></p>

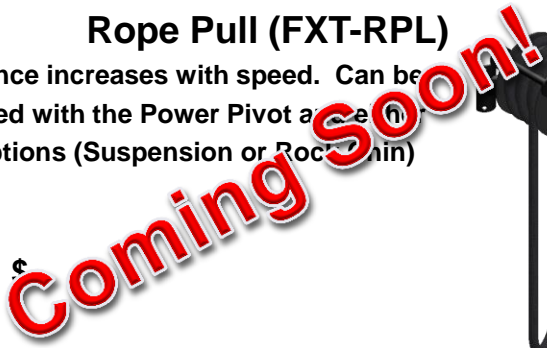
Individual Options:

# SYNRGY360

## Rope Pull (FXT-RPL)

Resistance increases with speed. Can be combined with the Power Pivot and Chin Options (Suspension or Rock Grip)

MSRP: \$



## Stall Bars (FXT-SB)

Great for assisted movements & use with TRX Suspension Trainer.


MSRP: \$



## Rock Grip Chin (FXT-ROC)

Best ergonomics for chin ups but can also be used for suspension training. Rock grips add more chin variety.

MSRP: \$299



## Suspension Chin (FXT-SUS)

Best suited for suspension training but also can be used for Chin ups.

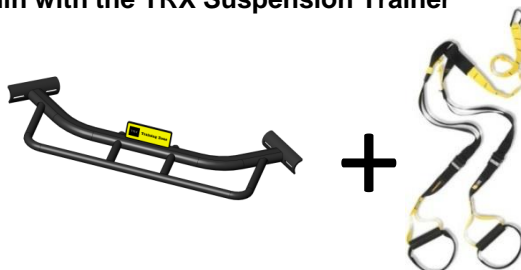
MSRP: \$299



## Suspension Chin w/ TRX (FXT-TRX)

Suspension Chin with the TRX Suspension Trainer included.

MSRP: \$499



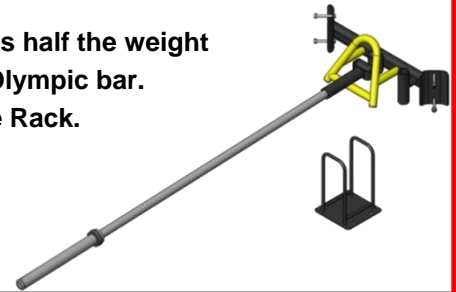
\*Red Models below can NOT go in front of Cables.

## Power Pivot (FXT-PP)\*

Includes:

- Synrgy360 Bar, that is half the weight compared to an Olympic bar.
- Weight Plate Storage Rack.

MSRP: \$699



## Boxing Connector (FXT-BX)\*

For connection of a Punching Bag (sold separately) with no boxing shelves.

For use with:

- Synrgy360S Core

MSRP: \$499



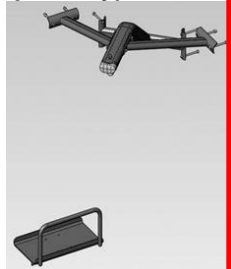
## Boxing Connector (FXT-BX1)\*

For connection of a Punching Bag (sold separately) with 1 boxing shelf.

For use with:

- Versa leg next to a Rebounder leg.
- Synrgy360S Core next to a Versa leg.

MSRP: \$575




## Boxing Connector (FXT-BX2)\*

For connection of a Punching Bag (sold separately) with 2 boxing shelves.

For use with:

- Versa leg next to another Versa leg.

MSRP: \$650



## Boxing Connector (FXT-BXG)\*

For connection of a Punching Bag (sold separately) with 1 boxing shelf & 1 Cable Rear Shroud Guard.

For use with:

- Versa leg next to the back side of a Cable leg.

MSRP: \$700



*Connectors:*

# SYNRGY360

## Connecting Synrgy360T to Multi Jungles with Storage Connector.

The diagram illustrates the assembly process for connecting a Synrgy360T unit to Multi Jungles with a Storage Connector. It shows three components being added together to form the final assembly:

- Select Any Synrgy360T**: A red metal frame with two stations and a central storage area.
- Select Synrgy360T-MJ Storage Connector (FXTT-MJ)**: A red metal frame with two stations and a central storage area, designed to connect to the Synrgy360T unit.
- Select MJ-CORE & any 3 MJ Stations**: A red metal frame with a central station and three MJ stations.

The final assembly is shown on the right, consisting of the Synrgy360T unit, the Storage Connector, and the MJ-CORE unit with three MJ stations.

**Note:** This combination is **NOT** required bolt-to-floor.

## Connecting Synrgy360 to Multi Jungles with Cable Crossover Connector.

The diagram illustrates the assembly process for connecting a Synrgy360 unit to Multi Jungles with a Cable Crossover Connector. It shows three components being added together to form the final assembly:

- Select any Synrgy360 unit with a Cable**: A red metal frame with two stations and a central storage area, equipped with a cable.
- Select Synrgy360 Cable Crossover Connector (FXT-BM)**: A long, thin metal bar with a central pivot point, designed to connect two Synrgy360 units.
- Select MJ-CORE + MJAP41 station + any 3 MJ Stations**: A red metal frame with a central station and three MJ stations.

The final assembly is shown on the right, consisting of the Synrgy360 unit, the Cable Crossover Connector, and the MJ-CORE unit with three MJ stations.

**Required bolt-to-floor.**

## Connecting 2 Synrgy360 units with a Cable Crossover Connector.

The diagram illustrates the assembly process for connecting two Synrgy360 units with a Cable Crossover Connector. It shows three components being added together to form the final assembly:

- Select any Synrgy360 unit with a Cable**: A red metal frame with two stations and a central storage area, equipped with a cable.
- Select Synrgy360 Cable Crossover Connector (FXT-BM)**: A long, thin metal bar with a central pivot point, designed to connect two Synrgy360 units.
- Select any Synrgy360 unit with a Cable**: A second red metal frame with two stations and a central storage area, equipped with a cable.

The final assembly is shown on the right, consisting of two Synrgy360 units connected by the Cable Crossover Connector.

**Required bolt-to-floor.**