



ORLAND PARK  
recreation department

## 2014 Liberty Family Fun Run Survey Results

**Survey Title:** 2014 Liberty Family Fun Run & Walk Survey

### Survey Properties:

**Total Respondents:** 31

**Launched Date:** 09/18/2014

### Responses By Question Analysis:

#### 1. How did you hear about the Liberty Family Fun Run & Walk?



		Response Total	Response Percent	Points	Avg
Twitter		0	0%	n/a	n/a
Facebook		1	3%	n/a	n/a
Recreation Program Guide		15	48%	n/a	n/a
Newspaper		2	6%	n/a	n/a
Direct Mail		3	10%	n/a	n/a
Website		2	6%	n/a	n/a
Word of mouth		4	13%	n/a	n/a
Local Cable Station		0	0%	n/a	n/a
Signage		5	16%	n/a	n/a
Flyer		5	16%	n/a	n/a
Constant Contact email		3	10%	n/a	n/a
Other, please specify	2. Have participated in years past.				
	15. Friend				
	26. I've run it for years and now look for the info at the appropriate time.				

**Total Respondents 31**


#### 2. How many years have you participated in the Liberty Family Fun Run & Walk?

		Response Total	Response Percent	Points	Avg
This was my first year		13	42%	n/a	n/a
2-5 years		15	48%	n/a	n/a
6-10 years		3	10%	n/a	n/a
		31	100%		



**Total Respondents****3.** Did you find the registration process to be easy?

		Response Total	Response Percent	Points	Avg
Yes		30	97%	n/a	n/a
No		1	3%	n/a	n/a
If no, please explain.	28. Why can't we just register online?				
<b>Total Respondents</b>		<b>31</b>			


**4.** Was the race packet pickup convenient?

		Response Total	Response Percent	Points	Avg
Yes		31	100%	n/a	n/a
No		0	0%	n/a	n/a
<b>Total Respondents</b>		<b>31</b>			



**5.** Please check which event you participated in.

		Response Total	Response Percent	Points	Avg
2 mile run		19	61%	n/a	n/a
1 mile walk		12	39%	n/a	n/a
<b>Total Respondents</b>		<b>31</b>	<b>100%</b>		



**6.** Did you enjoy the course?

		Response Total	Response Percent	Points	Avg
Yes		31	100%	n/a	n/a
No		0	0%	n/a	n/a
If no, please explain.					
<b>Total Respondents</b>		<b>31</b>			

**7.** Was the course layout clearly marked and well defined?

		Response Total	Response Percent	Points	Avg
Yes		30	97%	n/a	n/a
No		1	3%	n/a	n/a
If no, please explain.	16. could have been more markers explaining length and course direction				
<b>Total Respondents</b>		<b>31</b>			

**8.** Did you find the event logistics to be well done?

		Response Total	Response Percent	Points	Avg
Yes		29	94%	n/a	n/a
No		2	6%	n/a	n/a
<b>Total Respondents</b>		<b>31</b>			

**9.** If you answered no, please tell us how we can improve the event's logistics.

1. The music was louder than the announcer...did not see the American flag...could not hear the National Anthem...knew it was happening when the OFD had their hands on their hearts...everyone was talking as we waited for the race to begin.  
Maybe have walkers in one lane and runners on another lane.

2. it wasn't clear for the walkers when they were supposed to start after the runners began.

**Total Respondents 2**

(skipped this question)

29

**10. Were course volunteers helpful?**

	Response Total	Response Percent	Points	Avg
Yes	31	100%	n/a	n/a
No	0	0%	n/a	n/a
<b>Total Respondents</b>	<b>31</b>			

**11. Did the weather influence your decision to participate in this year's race?**

	Response Total	Response Percent	Points	Avg
Yes	11	35%	n/a	n/a
No	20	65%	n/a	n/a
<b>Total Respondents</b>	<b>31</b>			

**12. How many running races do you participate in a year?**

	Response Total	Response Percent	Points	Avg
1	9	29%	n/a	n/a
2-5	14	45%	n/a	n/a
5-10	7	23%	n/a	n/a
10-15	1	3%	n/a	n/a
<b>Total Respondents</b>	<b>31</b>	<b>100%</b>		

**13. Please rate the following in terms of desirability to you, using 1 as very desirable and 5 not desirable.**

	1	2	3	4	5	Response Total	Response Average
50 Yard Kids Dash	37.04% (10)	7.41% (2)	29.63% (8)	3.7% (1)	22.22% (6)	27	2.67
Winners' Awards	41.38% (12)	13.79% (4)	20.69% (6)	13.79% (4)	10.34% (3)	29	2.38
Raffle Prizes	48.28% (14)	10.34% (3)	24.14% (7)	3.45% (1)	13.79% (4)	29	2.24
Quality of T-shirt	45.16% (14)	16.13% (5)	12.9% (4)	12.9% (4)	12.9% (4)	31	2.32
Post Race Refreshments	51.61% (16)	16.13% (5)	16.13% (5)	6.45% (2)	9.68% (3)	31	2.06
On-site Sponsors	37.93% (11)	27.59% (8)	20.69% (6)	10.34% (3)	3.45% (1)	29	2.14
Free entry into Centennial Pool on July 3 or 4	34.48% (10)	10.34% (3)	31.03% (9)	10.34% (3)	13.79% (4)	29	2.59
Post-race color explosion	17.24% (5)	20.69% (6)	20.69% (6)	13.79% (4)	27.59% (8)	29	3.14
Pre-holiday eve race date	53.33% (16)	23.33% (7)	3.33% (1)	6.67% (2)	13.33% (4)	30	2.03
<b>Total Respondents</b>						<b>31</b>	

**14. Did you receive the correct T-shirt size?**

	Response Total	Response Percent	Points	Avg
Yes	29	94%	n/a	n/a
No	2	6%	n/a	n/a
<b>Total Respondents</b>	<b>31</b>			

**15. How would you rate your overall experience at the 2014 Liberty Family Fun Run & Walk?**




Response Total	Response Percent	Points	Avg
----------------	------------------	--------	-----



Excellent		22	71%	n/a	n/a
Good		8	26%	n/a	n/a
Neutral		1	3%	n/a	n/a
Fair		0	0%	n/a	n/a
Poor		0	0%	n/a	n/a
If poor, please explain.					

**Total Respondents 31**

**16.** Please check below if you would like to see one of these added to Liberty Run.

		Response Total	Response Percent	Points	Avg
Color stations		1	3%	n/a	n/a
Post-race color explosion similar to 2014's race		9	29%	n/a	n/a
Neither		21	68%	n/a	n/a
<b>Total Respondents</b>		<b>31</b>	<b>100%</b>		

**17.** If you chose Color stations, would you prefer the Liberty Run name change to become the Liberty Color Run?

		Response Total	Response Percent	Points	Avg
Yes		1	6%	n/a	n/a
No		15	94%	n/a	n/a
<b>Total Respondents</b>		<b>16</b>	<b>100%</b>		

(skipped this question) 15

**18.** How desirable is a color run to you versus a traditional timed road race, using 1 as very desirable and 5 not desirable?

	1	2	3	4	5	Response Total	Response Average
Color run	16.67% (5)	10% (3)	13.33% (4)	6.67% (2)	53.33% (16)	30	3.7
Traditional timed race	72.41% (21)	3.45% (1)	10.34% (3)	3.45% (1)	10.34% (3)	29	1.76
<b>Total Respondents</b>						<b>31</b>	

**19.** What would you like to see added to the Liberty Family Fun Run/Walk?

1. Nothing. It was perfect
2. Pretty much like the way it's run
3. Like it the way it is.
4. Medals for overall male and female 1st, 2nd and 3rd place (not just 1st place).
5. Nothing
6. Not much, it was very well done.
7. Nothing
8. Even though limited participatio due to the Holiday Schedule, Adding more vendors and additional race/ walk lengths would be good
9. Unknown
10. No changes
11. I thought the race was great. My family had a great time.
12. Can't think of any
13. nothing
14. Nothing...it was great!

15. Don't change a good thing...there are color races everywhere. I like the fact that it was times and I can improve my pace. That is why is ran it .
16. Nothing
17. I think it's great.
18. It is a really fun race..
19. i think it's great. We love the free water park pass since we are not an Orland park resident. I would have been very disappointed if the weather did not cooperate. If it did rain, it would be nice to have an alternate date we could use the pass. Something to consider.
20. The free passes to Centennial pool should be valid for at least a month as it was difficult to visit the park due to having other holiday commitments.
21. it's nice the way it is, but adding new things could make it more enjoyable, just small changes at a time.
22. More 5k races
23. Nothing
24. NOTHING
25. I would like to see the run return to a 5k.
26. I liked everything about the race including a) close to home, b) free and ample parking, c) clearly laid out course, d) plenty of food afterwards, and e) awards ceremony and raffles done in a timely manner. What more could one ask for?
27. A contest for the most patriotic participant - - after all, this is the LIBERTY Fun Run - - let's make it all about Patriotism! It might liven things up a bit. How many "Uncle Sam's" do you think will be crossing the finish line?
28. It is fine the way it is.
29. Nothing - it is perfect as-is.
30. More sign up opportunities. If you could either have more volunteers, or a longer online sign up process, that would be great.
31. Nothing, it is great the way it is.

**Total Respondents 31**



- 20.** Would you like to be notified of future races or special events provided by the Village of Orland Park?

		Response Total	Response Percent	Points	Avg
Yes		27	87%	n/a	n/a
No		4	13%	n/a	n/a
<b>Total Respondents</b>		<b>31</b>			

- 21.** Did you have a child participate in the 50 Yard Kids Dash?

		Response Total	Response Percent	Points	Avg
Yes		8	26%	n/a	n/a
No		23	74%	n/a	n/a
<b>Total Respondents</b>		<b>31</b>			

- 22.** If so, did your child enjoy this experience?

		Response Total	Response Percent	Points	Avg
Yes		8	80%	n/a	n/a
No		2	20%	n/a	n/a
<b>Total Respondents</b>		<b>10</b>	<b>100%</b>		

(skipped this question) 21

- 23.** Please share any suggestions for the 2015 50 Yard Kids Dash.

1. Maybe do different age groups instead of all the kids running at once. Also before starting make sure even the walkers have returned. We felt rushed after the walk to get over to the dash.
2. Maybe have younger kids separate from older kids  
The face was great. However, the medals were super cheap and I was not happy with them at all. They were the kind that you buy in packs of 10 from Toys R Us for a few dollars, and they were not specific to this race. Some kids races give away dog tags for the kids (for instance the County Line Orchard Apple Dash). These are cheap to make, and they are a keepsake forever. I would gladly pay a few dollars for the race if it meant my kids get a keepsake to have forever. Please plan to have something like this for next year. I think most residents will gladly pay a few dollars to sign up their kids if the kids receive something like this.
- 3.

**Total Respondents 3**

(skipped this question)

28

**24.** Please share any suggestions or comments you may have for improving the Liberty Family Fun Run & Walk.

1. The start line was too narrow. One small child fell at the start and was almost trampled. You need to make the start line wider, especially as the number of runners continues to grow. Also, you should give recognition to overall male and female 1st, 2nd, and 3rd place, which is the norm for 5ks, half-marathons, etc. You only give a medal for overall first place. Same goes for the Duathlon at the Sportsplex.
2. I was disappointed because we had three racers and only received two passes. I didn't know until we returned home. That was a big draw for me.
3. None
4. The quality of our Villages' events have been and continue to be excellent. Ditto for the race. This year will be my first Turkey Trot and I can't wait! OP has been a wonderful place to raise my family. I am proud to be a resident! You all do a wonderful job!
5. More vendors. Also, consider moving the starting point to another part of the park because space is so limited by the softball fields; everything was crammed together.
6. Adding longer races
7. I loved the post race goodies/treats
8. Loved the color explosion in 2014! Chick-Fil-A was very generous with their sandwiches, too (quite unexpected). That was a nice treat. It would be nice to see more photos on the Village FB site.
9. No color race please. Also, please have something nicer to give to the kids who participate in the 50 yard dash.

**Total Respondents 9**

(skipped this question)

22

**25.** Please enter me in the drawing for a chance to win 2 Marcus Theater tickets.

Name		27	100%
Phone		27	100%
Email		26	96%

**Total Respondents 27**

(skipped this question) 4