

*Most lines of text allowed would be 3. In order to achieve 3 lines of text at 4" text size, the proportion of the message board must change. Refer to illustrative drawings for a comparison.



under 350,000 s.f.
25% = 10 s.f.



under 350,000 s.f.
25% = 10 s.f.



under 350,000 s.f.
30% = 12 s.f.



under 350,000 s.f.
25% = 10 s.f.



under 350,000 s.f.
25% = 10 s.f.

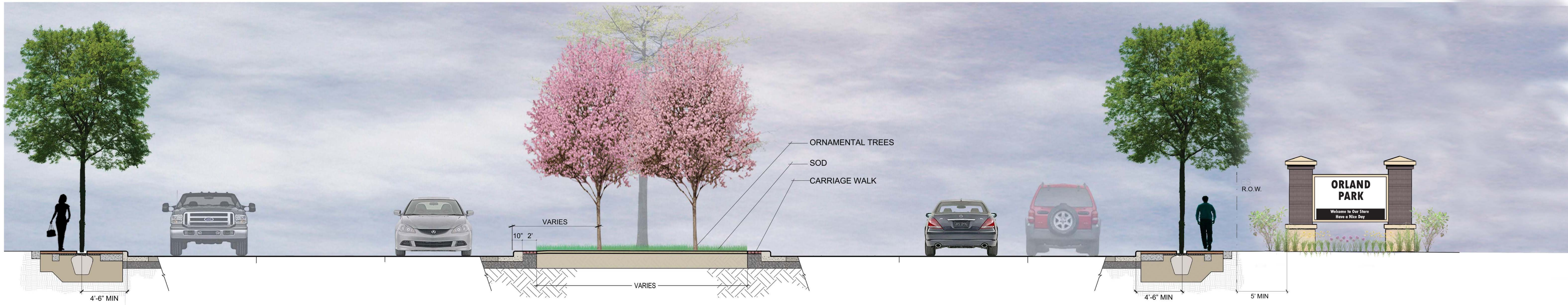


under 350,000 s.f.
30% = 12 s.f.




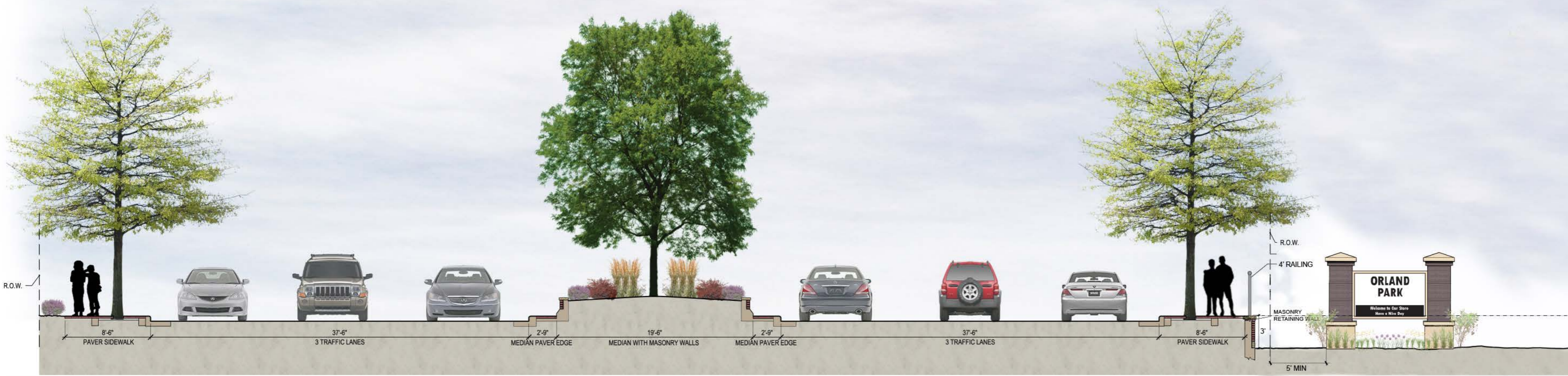
Typical Sign in Orland Park







1 LAGRANGE ROAD - TYPICAL CROSS SECTION
 LD-7.0





18'

15'-2"



ORLAND PARK

TEXT TEXT TEXT
TEXT TEXT TEXT
TEXT TEXT TEXT

3'-5"

Over 500,000 s.f.
Orland Park Place / Simon



350,000 - 500,000 s.f.
Lakeview Plaza