

15429
15433
15437

15440 15448

W 154th Pl

15458

COLONIAL CHAPEL
FUNERAL HOME

PROPOSED
ENTRANCE

SIGN A
SIGN B

15420

Old German
Methodist Cemetery

OLD GERMAN
METHODIST
CEMETERY
(PROJECT)

SIGN A

SIGN B

EXISTING
ENTRANCE

VILLAGE OF
ORLAND PARK
WATER
TOWER

7200

Orland Park
Water Tower

15525

P Parking lot

43

HARLEM AVE

43

Wheeler Dr

Wheeler Dr

Wheeler Dr



The Jimmy Sullivan Eagle Project

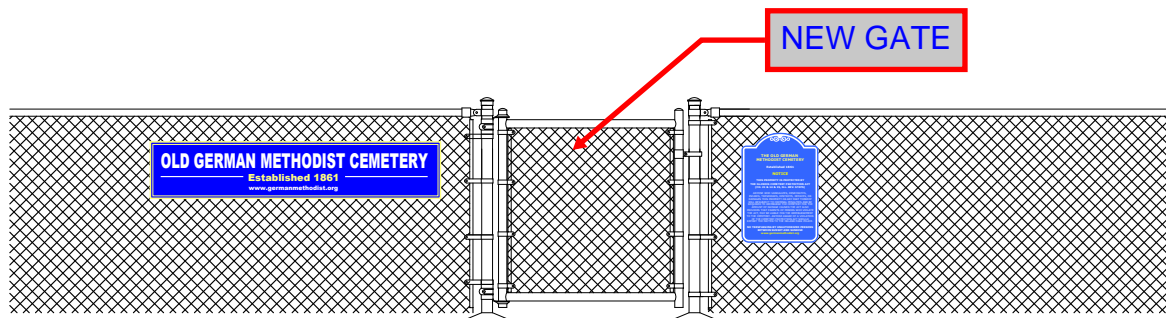
The Restoration of the Old German Methodist Cemetery
Harlem Avenue and Wheeler Drive, Orland Park, Illinois

www.germanmethodist.org



Black Area's are Raised and White Area's are Blasted

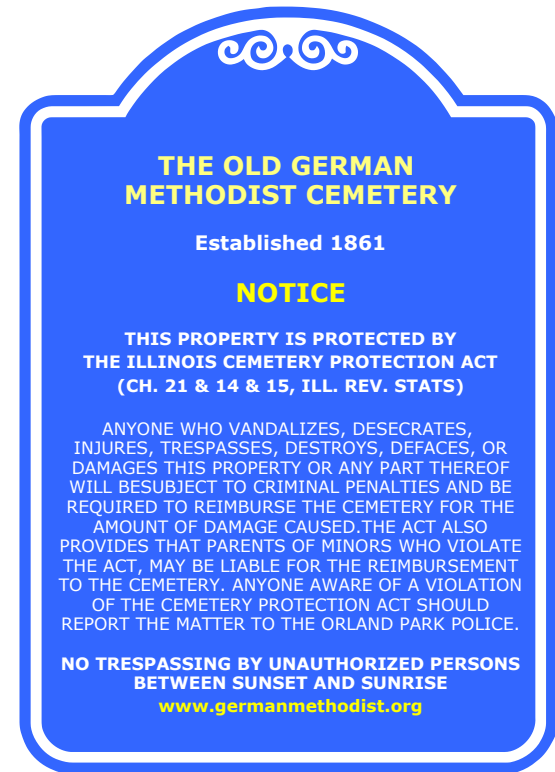
SIGN A



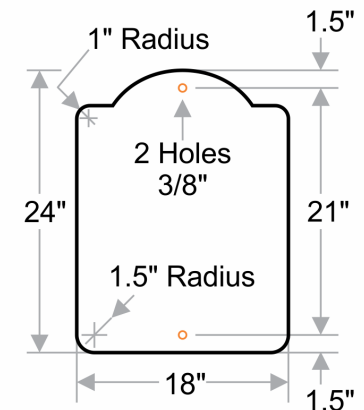
SIGN A

SIGN B

PROPOSED ENTRANCE

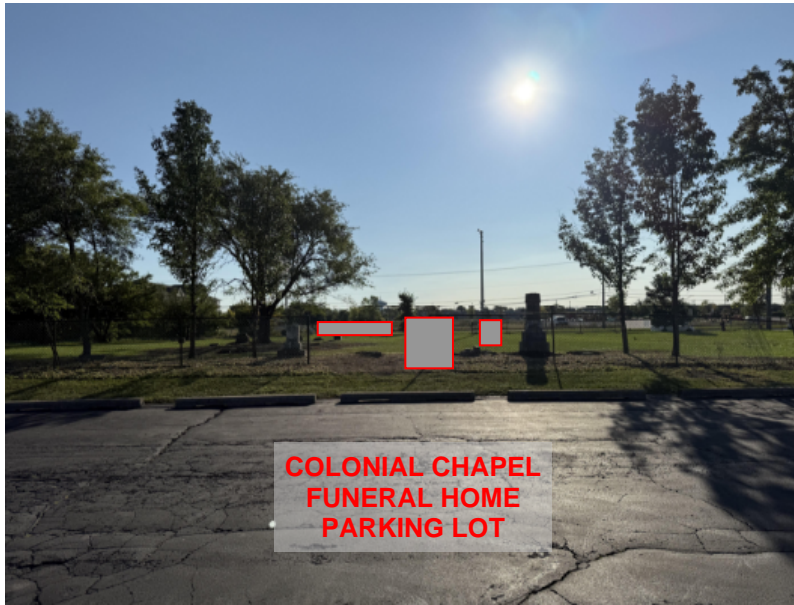


SIGN B



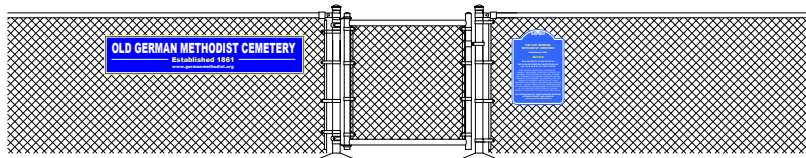
The Jimmy Sullivan Eagle Project
The Restoration of the Old German Methodist Cemetery
Harlem Avenue and Wheeler Drive, Orland Park, Illinois

www.germanmethodist.org



**COLONIAL CHAPEL
FUNERAL HOME
PARKING LOT**

PROPOSED ENTRANCE



SIGN A

SIGN B

PROPOSED ENTRANCE



EXISTING NOTICE



NEW NOTICE (SIGN B)



SIGN A (BEFORE MONUMENT RESTORATION)



AFTER MONUMENT RESTORATION



The Jimmy Sullivan Eagle Project
The Restoration of the Old German Methodist Cemetery
Harlem Avenue and Wheeler Drive, Orland Park, Illinois

www.germanmethodist.org



HARLEM AVENUE SIGN LOCATION (SIGN A)



EXISTING ENTRANCE TO REMAIN (SIGN B)



The Jimmy Sullivan Eagle Project
The Restoration of the Old German Methodist Cemetery
Harlem Avenue and Wheeler Drive, Orland Park, Illinois

www.germanmethodist.org