



Welcome



ORLAND PARK

NIMEC
NORTHERN ILLINOIS MUNICIPAL ELECTRIC COLLABORATIVE
BANDING TOGETHER TO DRIVE DOWN PRICING



Aggregation History

2012 to 2019

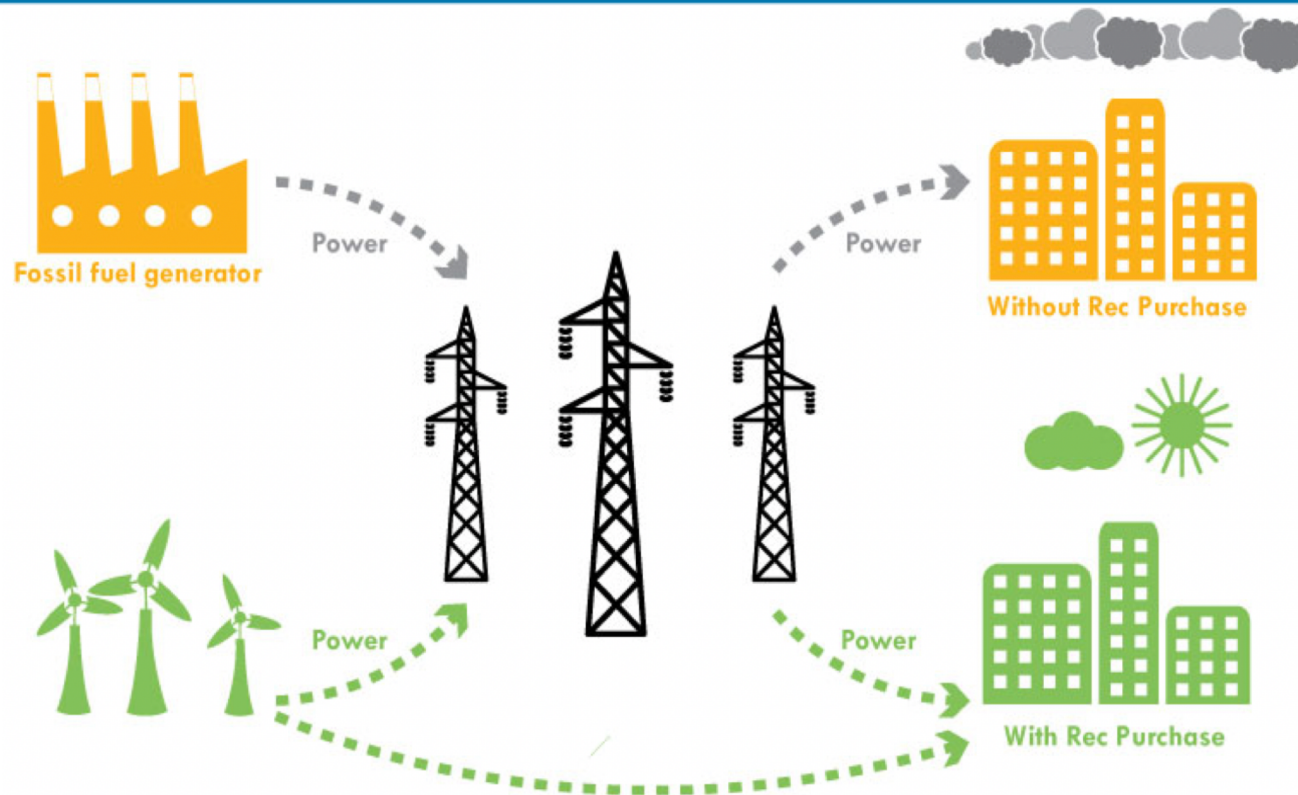
- Orland Park voters passed Referendum March 2012
- Average participating resident saved \$377
- Cumulative savings: \$7.1 million

Proposal

100% RECs - Renewable
Price: matches **ComEd**® rate

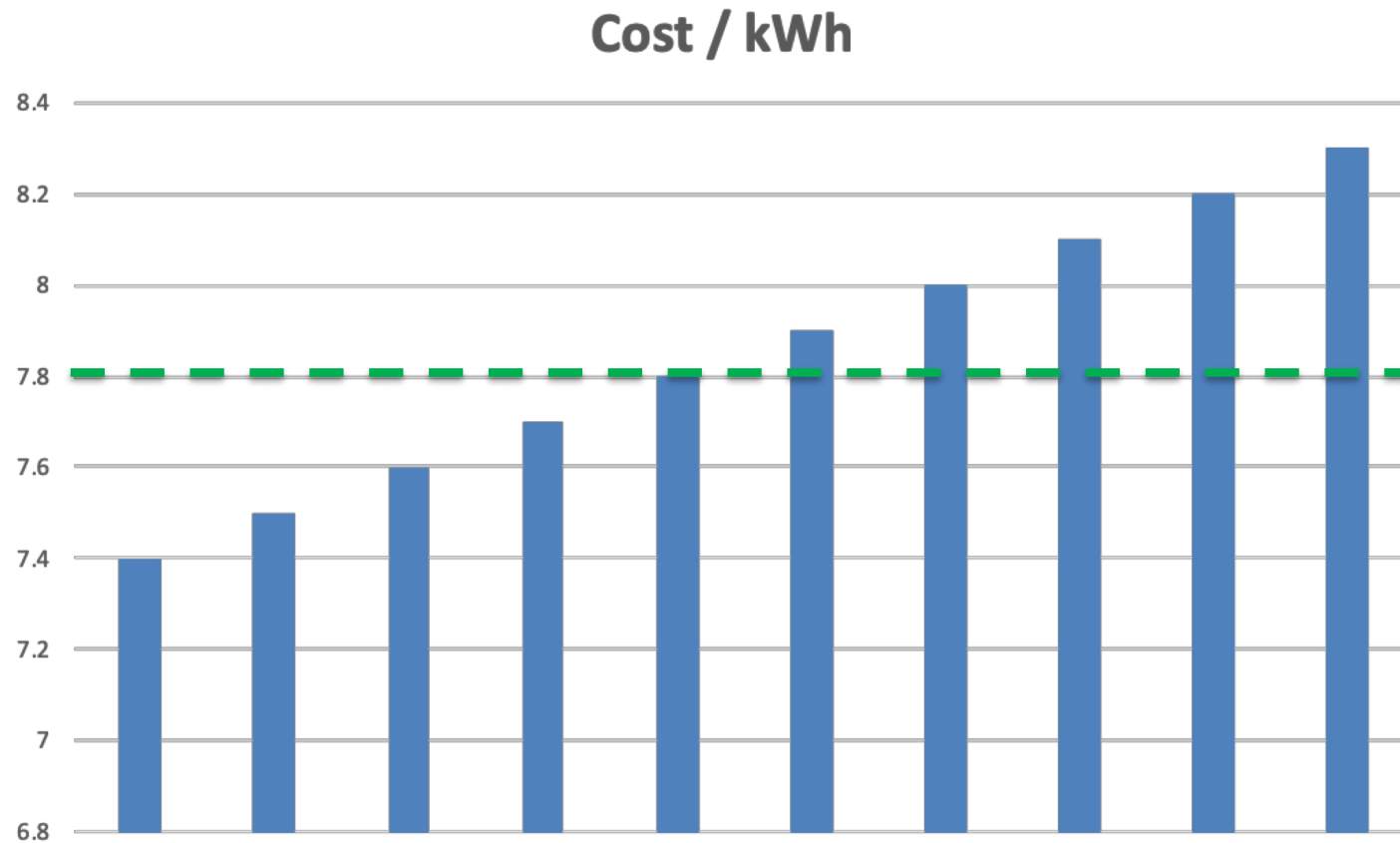
 No Rate Risk

Renewable Energy Credits



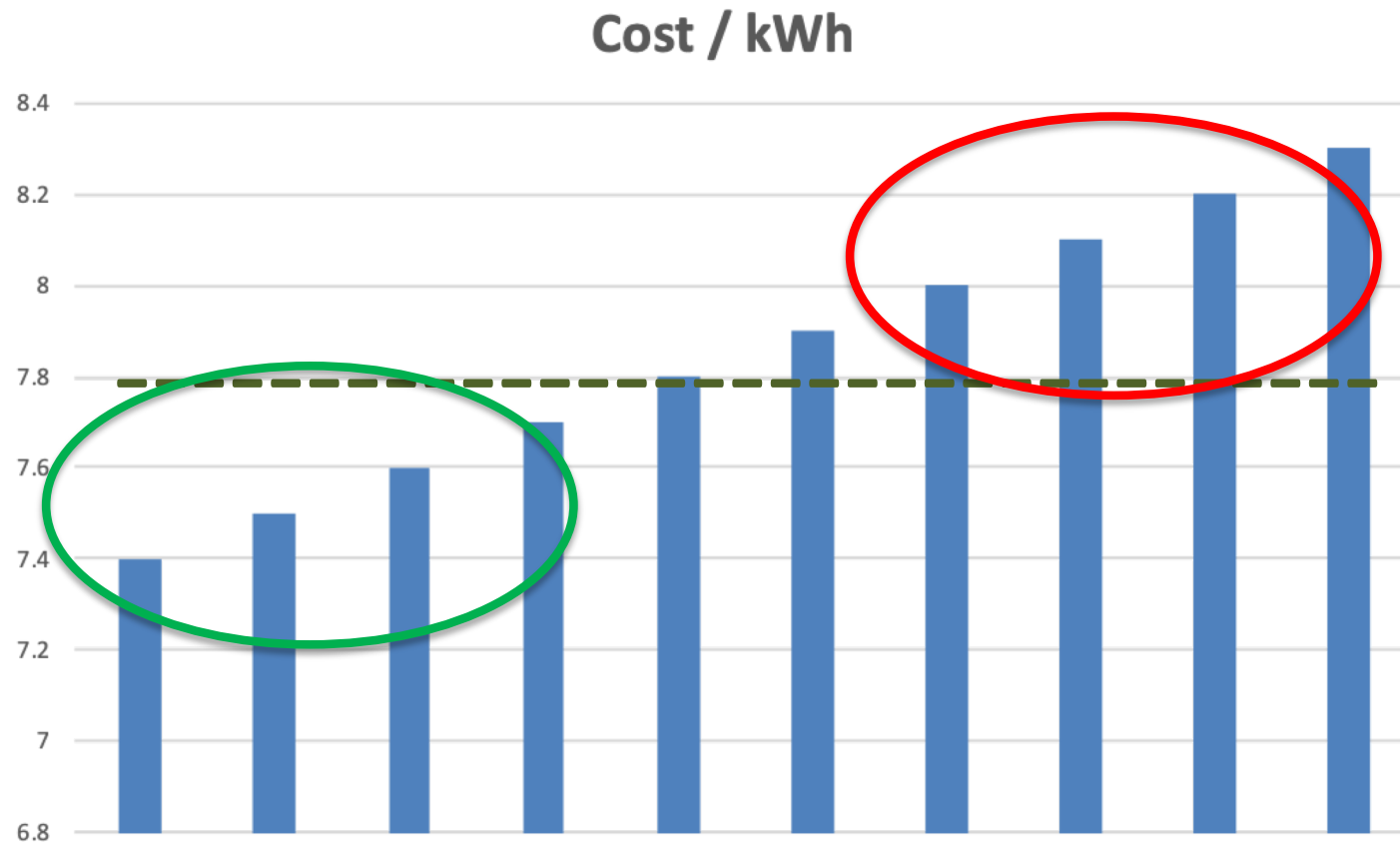
1. Renewable power joins same grid as coal and gas generators.
2. Purchasing RECs enables you to re-segregate power so renewable is dedicated only to you.
3. Each REC is independently tracked and verified.

Cost per Account



The cost to supply each meter varies based on consumption patterns. The ComEd rate, however, is socialized: one price for all.

How it Works



In this example, the ComEd rate is 7.8¢. Actual cost to serve accounts varies from 7.4¢ to 8.3¢.

ComEd Bill



SUPPLY

\$145.87

Electricity Supply Charge	2,171 kWh x 0.06472	\$140.51
Transmission Services Charge	2,171 kWh x 0.00747	\$16.22
Purchased Electricity Adjustment		-\$ 10.86



where **energy** comes from



SUPPLY

\$145.87

Utility Electricity Supply Charge	2,171 kWh x 0.06472	\$140.51
Utility Transmission Charge	2,171 kWh x 0.00747	\$16.22
Utility PEA Charge		-\$10.86

Carbon Reduction

Estimated Annual CO₂ reduction equivalents



280 million miles
driven by average
passenger vehicle



70,000 tons of
coal burned



Clarendon Hills
Elmhurst
Gurnee
La Grange Park
Oak Lawn
Oak Park
Oswego

Palos Park
Round lake Beach
South Barrington
South Elgin
Tinley Park
Wood Dale



Rankings

Top 10 by percentage Green Power used*

- | | |
|--------------------------------|------------------------------|
| 1. La Grange Park IL - 85.1% | 6. Oswego IL - 74.4% |
| 2. Palos Park IL - 84.6% | 7. Portola Valley CA - 73.0% |
| 3. South Barrington IL - 81.5% | 8. Brisbane CA - 71.0% |
| 4. Clarendon Hills IL - 80.9% | 9. Hillsborough CA - 69.3% |
| 5. Tinley Park IL - 78.3% | 10. Atherton CA - 69.2% |

*<https://www.epa.gov/greenpower/green-power-communities>

EPA Designation



EPA Green Power Partner Community

Two signs shipped to Village from EPA

Greenest Region Compact

- GRC2 Objective: procure renewable energy via municipal aggregation



**Greenest
Region
Compact**



**Metropolitan
Mayors
*Caucus***

- EPA Green Power Partnership



NIMEC
NORTHERN ILLINOIS MUNICIPAL ELECTRIC COLLABORATIVE
BANDING TOGETHER TO DRIVE DOWN PRICING



Civic Contribution

Option: 50% Renewable with monies
for Village project

Estimated annual contribution:
\$25,000 +



Process

- 1, 2, or 3-year term
- NIMEC trains staff, drafts press release, newsletter
- Notices mailed to residents
- Zero cost to Village



Renewable Aggregation

Questions?