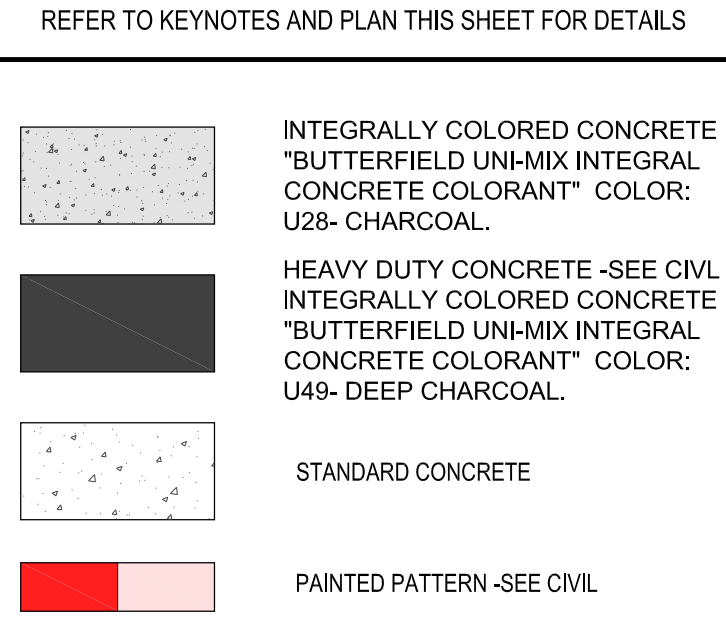


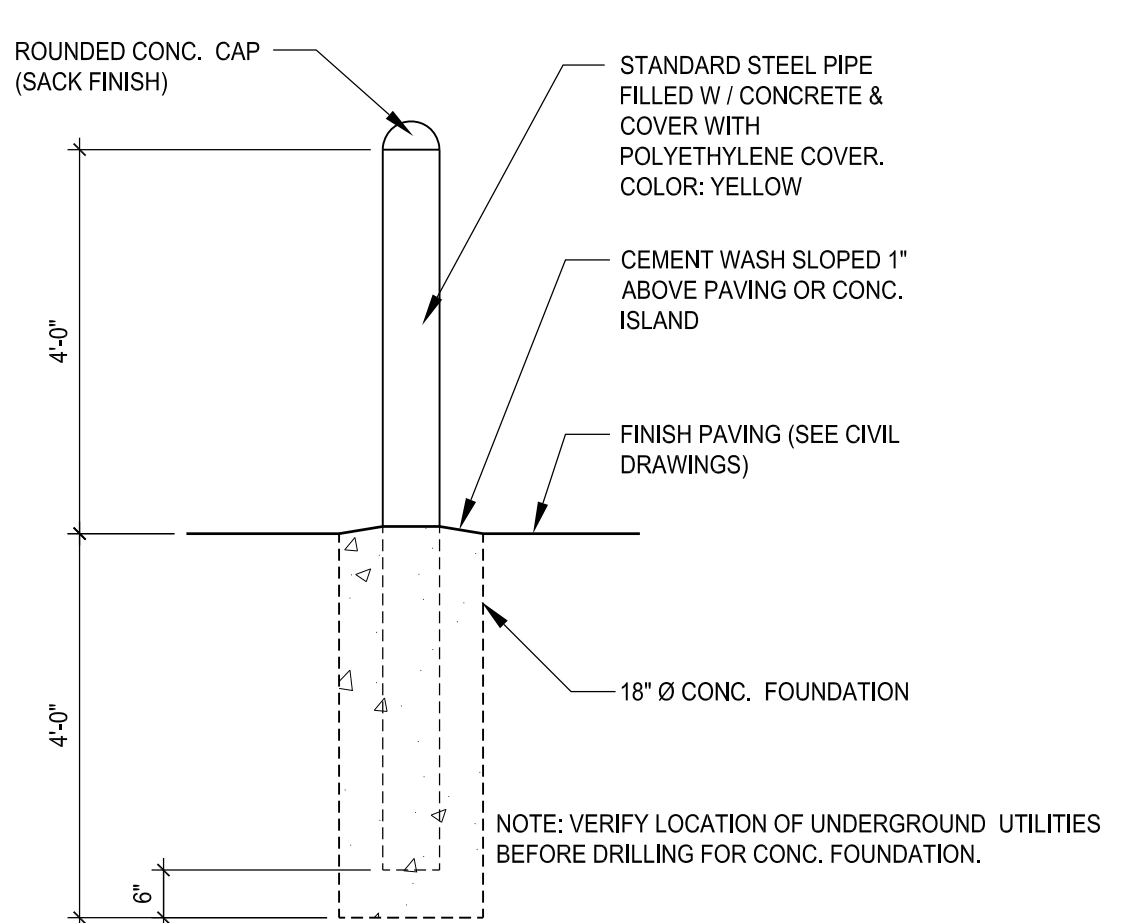
KEYNOTES	
01	5" THICK BROOM FINISH CONCRETE PAVEMENT WITH 8x8MM x 4MM 1" W/WF. PLACE CONTROL JOINTS AT APPROX. 5' O.C. EACH WAY IN A HORIZONTAL PATTERN, OR AS SHOWN ON PLAN. CONCRETE TO HAVE INTEGRAL COLOR THROUGHOUT - SEE INTEGRAL CONCRETE COLORS CHART. CAULK EXPANSION JOINTS WITH CHARCOAL COLOR MATT CAULK.
02	H.C. PARKING SPACES - SEE CIVIL DRAWINGS.
03	ASPHALT PAVEMENT - SEE CIVIL DRAWINGS.
04	HEAVY DUTY CONCRETE PAVEMENT - SEE CIVIL DRAWINGS.
05	CURB - SEE CIVIL DRAWINGS.
06	PAINTED STRIPED AREA - SEE CIVIL DRAWINGS.
07	ADA PARKING SIGN IN BOLLARD - SEE CIVIL DRAWINGS.
08	PROVIDE DETECTABLE WARNING STRIP AS REQUIRED IN AREAS WITH NO CURB - SEE CIVIL DRAWINGS.
09	MENU BOARD & SPEAKER BOX - BY OWNER'S SIGN CONTRACTOR.
10	LANDSCAPE AREA - SEE LANDSCAPE AND CIVIL DRAWINGS.
11	TRASH ENCLOSURE & PAD - SEE SHEET A9.0, LANDSCAPE AND CIVIL DRAWINGS.
12	TRANSFORMER LOCATION - SEE SHEET SE.1.1 AND CIVIL DRAWINGS.
13	6" DIA. PIPE BOLLARD - SEE DETAIL 2/A1.3.
14	PROPOSED FREESTANDING CANOPY, SEE SHEET A9.1.
15	PAINTED STRIPED WALK ALONG BUILDING - SEE CIVIL DRAWINGS.
16	STANDARD CONCRETE - SEE CIVIL DRAWINGS.
17	PREORDER SIGN BY OWNER'S SIGN CONTRACTOR.
18	GAS METER & SERVICE.
19	ELECTRICAL METER AND SERVICE, PAINT TO MATCH BUILDING.
20	DRIVE THRU HOLDING PARKING - SEE CIVIL DRAWINGS.
21	DEPRESSED CURB, SEE CIVIL DRAWINGS.
22	TRENCH DRAIN LOCATION - SEE CIVIL DRAWINGS.
23	PROPOSED DRIVE THRU CLEARANCE SIGN - SEE CIVIL DRAWINGS.
24	RAISED EMPLOYEE SAFETY CURB, STANDARD CONCRETE - SEE CIVIL DRAWINGS.
25	2" WIDE STOP BAR, SEE CIVIL DRAWINGS.
26	EXISTING MONUMENT SIGN, SEE CIVIL DRAWINGS.
27	BIKE RACK LOCATION, SEE CIVIL DRAWINGS.
28	ADA SYMBOL, SEE CIVIL DRAWINGS.
29	PROPOSED LIGHT POLE, SEE CIVIL DRAWINGS.
30	DRIVE THRU CANOPY, SEE CIVIL DRAWINGS.
31	"DO NOT ENTER" SIGN & "STOP" SIGN ON OPPOSITE SIDES OF THE SAME POSTS, SEE CIVIL DRAWINGS.
32	STOP SIGN, SEE CIVIL DRAWINGS.
33	DRIVE-THRU DISPLAY SCREEN, SEE DETAIL 3/A1.2.
34	72"x24" PLANTER, COLOR: CHARCOAL OR EQUAL.
35	1.25'x1.25' BLACK & WHITE PAINTED CHECKERED PATTERN.

INTEGRAL CONCRETE COLORS:



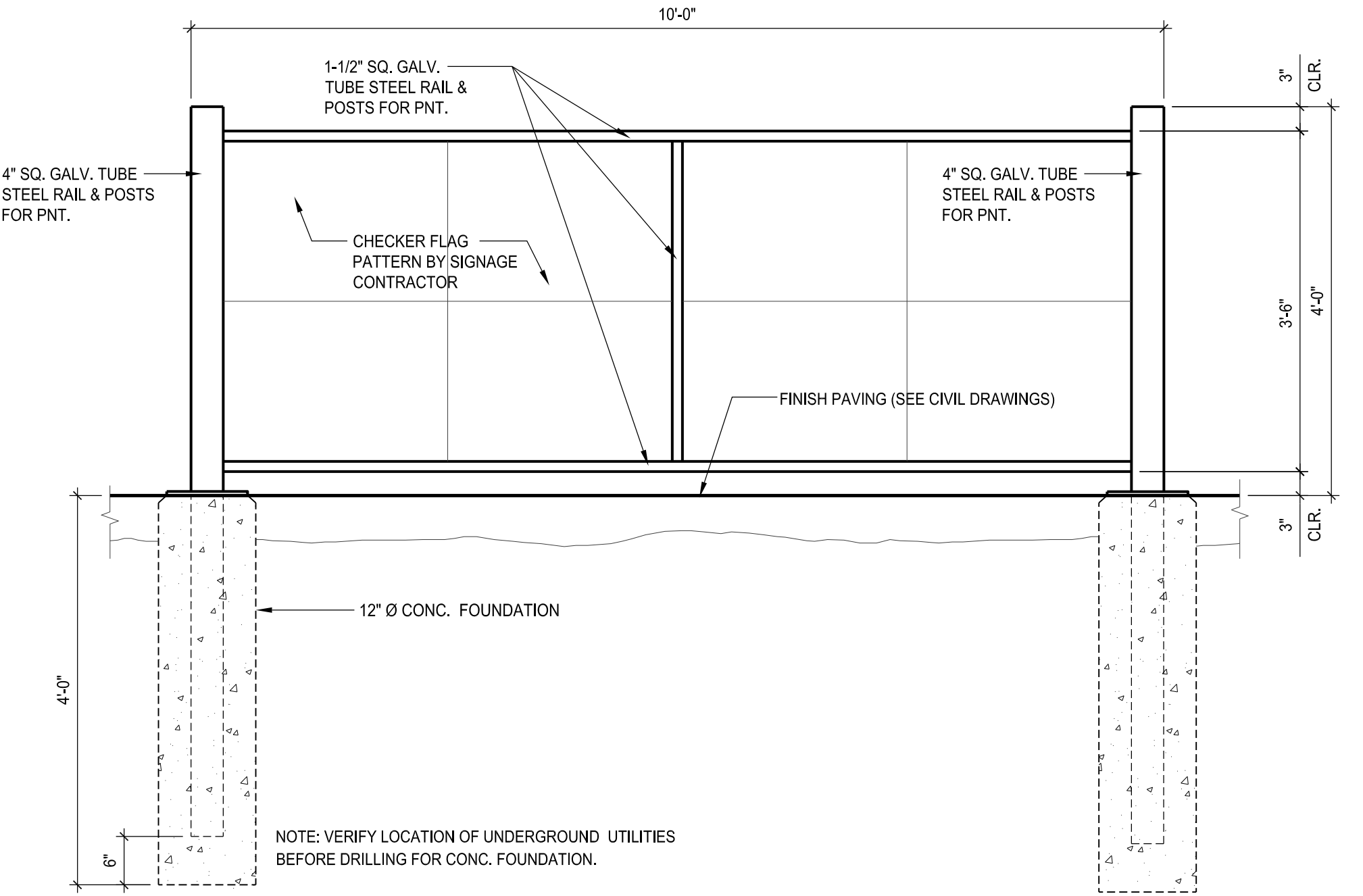
E.J. = EXPANSION JOINT
C.J. = CONTROL JOINT

NOTE:
ALL EXTERIOR SIGNS WILL REQUIRE A SEPARATE PERMIT.
ALL DRIVE-THRU RACEWAY ELEMENTS ARE NON-REFLECTIVE. REFER TO CIVIL PLANS.



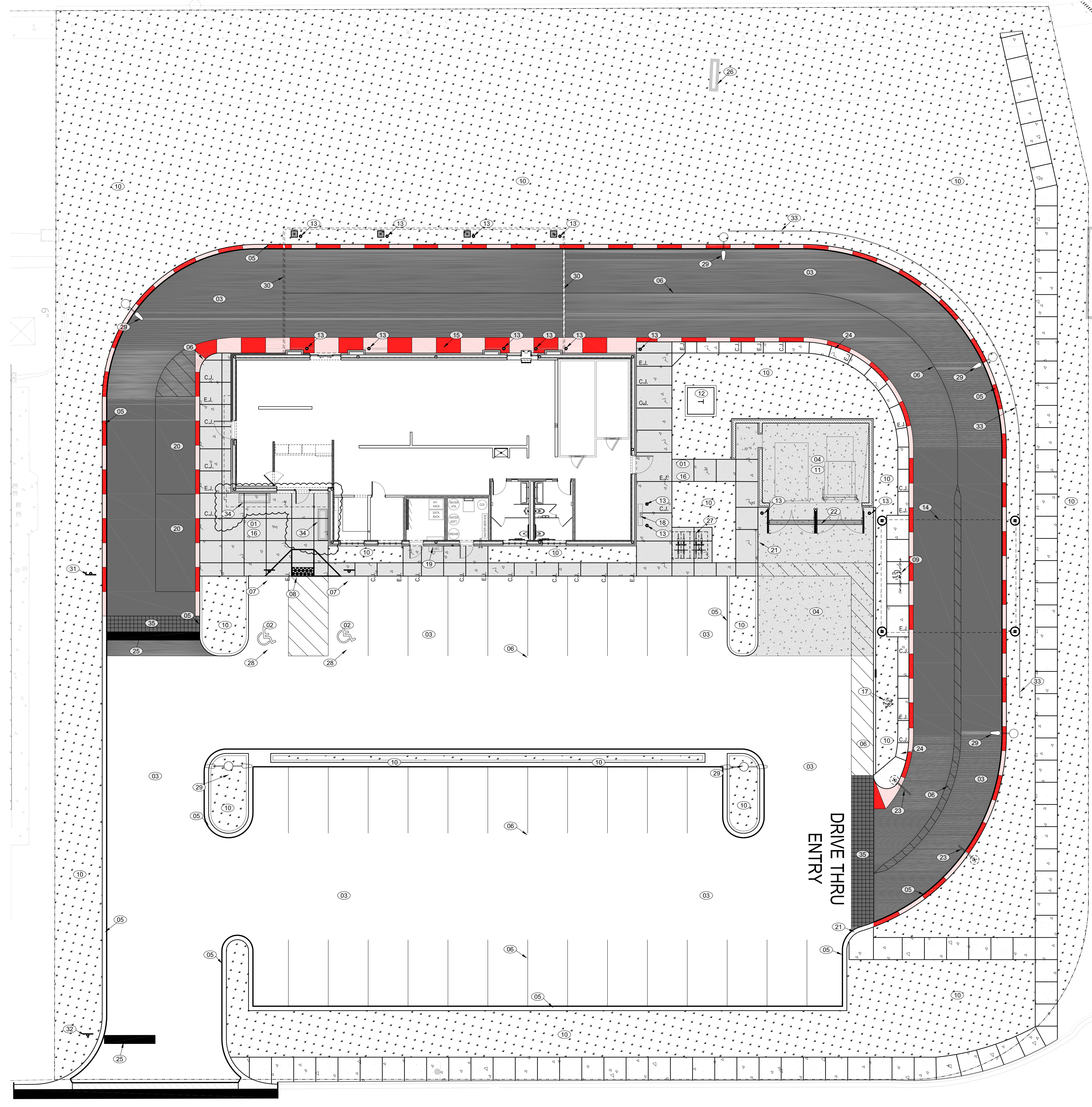
2 PIPE BOLLARD DETAIL

Scale: 1/2" = 1'-0"



3 DRIVE-THRU DISPLAY

Scale: 3/4" = 1'-0"



1 SIDEWALK PLAN

Scale: 3/32" = 1'-0"



ISSUED FOR PERMIT - 04.25.24

Copyright 2024, Jensen & Jensen Architects, P.C.
2001 Midwest Rd., Suite 301, Oak Brook, Illinois 60523
Office (630) 573-1770
www.jensen-jensen.com

JENSEN
JENSEN
architects - planners - interiors

NEW PORTILLO'S PICK-UP RESTAURANT
Portillo's Hot Dogs, LLC
20 ORLAND SQUARE DR.
ORLAND PARK, IL

SIDEWALK PLAN

NO.	DATE	BY	DESCRIPTION
1	04.25.24	JJ	ISSUED FOR PERMIT
2	04.25.24	JJ	REVISED

Drwn: Chkd:
NAR JJ
Date: 07.02.24
Filename: 2316 A1.2.dwg
Sheet: A1.2
Job No. 3316