



2014 Cinderella's Ball Results

Survey Title: 2014 Cinderella's Ball

Survey Properties:

Total Respondents: 29
Launched Date: N/A
Closed Date: 03/30/2014

Responses By Question Analysis:

1. How did you hear about Cinderella's Ball?

		Response Total	Response Percent	Points	Avg
Brochure		16	55%	n/a	n/a
Facebook		0	0%	n/a	n/a
Newspaper		2	7%	n/a	n/a
Twitter		0	0%	n/a	n/a
Website		4	14%	n/a	n/a
Word of mouth		10	34%	n/a	n/a
Flyer		0	0%	n/a	n/a
Preschool		2	7%	n/a	n/a
Cable		0	0%	n/a	n/a
Other, please specify	10. Postings at sports plax 12. google search 22. OPRecreation Catalog 29. We where there the year before				
Total Respondents		29			

2. Did the snowy conditions cause you to consider not attending this year's ball?

		Response Total	Response Percent	Points	Avg
Yes, almost didn't attend		2	7%	n/a	n/a
		2	7%	n/a	n/a

Yes, winter is a difficult time for an event like this.

No, snow is typical in February		12	41%	n/a	n/a
No, never considered not attending		13	45%	n/a	n/a
Total Respondents		29	100%		


3. Is the Saturday before the Super Bowl a desirable date to host this event?

		Response Total	Response Percent	Points	Avg
Yes		24	83%	n/a	n/a
No		5	17%	n/a	n/a
Total Respondents		29			

4. Please rate the following months as your preferred month for the Cinderella's Ball. One being most preferred.

	1	2	3	Response Total	Response Average
February	48.15% (13)	25.93% (7)	25.93% (7)	27	1.78
March	16% (4)	60% (15)	24% (6)	25	2.08
April	44% (11)	12% (3)	44% (11)	25	2
Total Respondents				29	

5. Please rate your satisfaction level with the DJ's level of enthusiasm and music played.

		Response Total	Response Percent	Points	Avg
Very Satisfied		16	55%	n/a	n/a
Satisfied		8	28%	n/a	n/a
Neutral		4	14%	n/a	n/a
Dissatisfied		1	3%	n/a	n/a
Very Dissatisfied		0	0%	n/a	n/a
Total Respondents		29	100%		

6. If you were dissatisfied with the DJ, please explain.

1. I know I sound like an old man, but too loud. I saw a number of these little girls afraid to even go in room because of level.
2. Kinda rude!
3. Music was too loud for my child. Some selection of songs were geared for teens more than for the younger crowd present.

Total Respondents 3

(skipped this question)

26

7. Please rate your satisfaction level with the food served at Cinderella's Ball.

		Response Total	Response Percent	Points	Avg
Very Satisfied		10	34%	n/a	n/a
Satisfied		12	41%	n/a	n/a
Neutral		4	14%	n/a	n/a
Dissatisfied		2	7%	n/a	n/a
Very Dissatisfied		1	3%	n/a	n/a
Total Respondents		29	100%		


8. If you were dissatisfied with the food, please explain.

1. All junk food!
2. The fruits were perfect but perhaps more healthy choices in addition to more choices overall considering the cost of the ball.
3. Food was cold And cheap
4. All the hot food was greasy and not healthy. Would like to see healthier options.
5. I would have appreciate some kid friendly but healthy options. also, the chocolate fountain seemd very messy for the target age group.
6. The drinks could be different. Maybe iced tea also.

Total Respondents 6

(skipped this question) 23

9. Did you participate in making a princess or prince photo frame?

		Response Total	Response Percent	Points	Avg
Yes		24	83%	n/a	n/a
No		5	17%	n/a	n/a
Total Respondents		29			

10. If so, did your child enjoy the activity?


		Response Total	Response Percent	Points	Avg
Yes		24	100%	n/a	n/a
No		0	0%	n/a	n/a
Total Respondents		24			

(skipped this question) 5

11. Did you participate in any services provided by Pigtails and Crewcuts including nail painting or glitter braids?

		Response Total	Response Percent	Points	Avg
Yes		14	48%	n/a	n/a
No		15	52%	n/a	n/a
Total Respondents		29			

12. If so, did your child enjoy the activity?

		Response Total	Response Percent	Points	Avg
Yes		14	100%	n/a	n/a
No		0	0%	n/a	n/a
Total Respondents		14			

(skipped this question) 15

13. Did your child take part in the games?



		Response Total	Response Percent	Points	Avg
Yes		26	90%	n/a	n/a
No		3	10%	n/a	n/a
Total Respondents		29			

14. If so, did your child enjoy the activity?

		Response Total	Response Percent	Points	Avg
Yes		26	100%	n/a	n/a

No		0	0%	n/a	n/a
Total Respondents		26			
(skipped this question)			3		

15. Do you feel there were enough activities to do?

		Response Total	Response Percent	Points	Avg
Yes		26	90%	n/a	n/a
No		3	10%	n/a	n/a
Total Respondents		29			

16. If no, what additional activities would you like added?

1. Tea Party
Ballroom dance lesson/led dance
Meet the king
2. Musical chair in group of 10 kids

Total Respondents 2

(skipped this question) 27

17. Did you participate in a photo portrait?

		Response Total	Response Percent	Points	Avg
Yes		21	72%	n/a	n/a
No		8	28%	n/a	n/a
Total Respondents		29			

18. If so, please rate your satisfaction with the following, one being dissatisfied and five being very satisfied:

	1	2	3	4	5	Response Total	Points	Avg
Portrait	10.34% (3)	3.45% (1)	27.59% (8)	17.24% (5)	41.38% (12)	29	n/a	n/a
Cost	17.24% (5)	0% (0)	44.83% (13)	6.9% (2)	31.03% (9)	29	n/a	n/a
Total Respondents						29		

19. If you were dissatisfied, please explain.

1. Too expensive!! The event was expensive enough! It should have been factored in to the \$18 per person!!
2. My husband and daughter took a portrait. My husband requested for the proofs to be sent to our email for viewing. The photographer took our information, but we were not sent the proofs. It would have been nice to have received a response from the company explaining why proofs were not sent. As a result, I was unable to view the proofs of my daughter and husband at the event.
3. It took longer than expected to receive the photos. When we did receive photos, they were of someone else. We had to make a trip to the photographer to drop off the wrong photos and pick up the correct ones. The photos did turn out very nice.

Total Respondents 3


(skipped this question) 26

20. Please rate in order of importance to you, the following event elements. One being least important and five being most important.

	1	2	3	4	5	Response Total	Points	Avg
DJ/Dancing	10.34% (3)	6.9% (2)	3.45% (1)	20.69% (6)	58.62% (17)	29	n/a	n/a
Food/Beverages	3.45% (1)	3.45% (1)	20.69% (6)	37.93% (11)	34.48% (10)	29	n/a	n/a
Decorations	10.34% (3)	0% (0)	31.03% (9)	24.14% (7)	34.48% (10)	29	n/a	n/a
Photographer	3.45% (1)	24.14% (7)	24.14% (7)	13.79% (4)	34.48% (10)	29	n/a	n/a

Opportunity to take my own photos with costumed characters	10.34% (3)	6.9% (2)	17.24% (5)	24.14% (7)	41.38% (12)	29	n/a	n/a
Craft & Games	6.9% (2)	13.79% (4)	20.69% (6)	27.59% (8)	31.03% (9)	29	n/a	n/a
Total Respondents						29		

21. Please rate your satisfaction with the ambience and decorations at Cinderella's Ball.

		Response Total	Response Percent	Points	Avg
Very Satisfied		15	52%	n/a	n/a
Satisfied		13	45%	n/a	n/a
Neutral		1	3%	n/a	n/a
Dissatisfied		0	0%	n/a	n/a
Very Dissatisfied		0	0%	n/a	n/a
Total Respondents		29	100%		

22. If you were dissatisfied with the ambience and decorations, please explain.

[No Answer Entered]

No responses were entered for this question.

Total Respondents 0

(skipped this question) 29

23. Please rate your satisfaction level of your overall experience at the 2014 Cinderella's Ball.

		Response Total	Response Percent	Points	Avg
Very Satisfied		19	66%	n/a	n/a
Satisfied		10	34%	n/a	n/a
Neutral		0	0%	n/a	n/a
Dissatisfied		0	0%	n/a	n/a
Very Dissatisfied		0	0%	n/a	n/a
Total Respondents		29	100%		

24. If you were dissatisfied with your overall experience at the 2014 Cinderella's Ball, please explain.

[No Answer Entered]

No responses were entered for this question.

Total Respondents 0

(skipped this question) 29

25. Please share any suggestions or comments you may have for improving Cinderella's Ball.

1. My child really enjoyed the characters and the atmosphere of the event.
2. I loved this year's DJ and the participation of the characters. The crafts and activities were outstanding! Great Job! Also, lots of photo opportunities with staff also taking pictures. Great event, that my grand-daughter would not miss for the world!
3. Yo should have a session of taking photos with the characters.
4. My daughter absolutely love the ball. We would not change a thing!
5. My children, twin girls 6 years old, LOVED everything about the night. My husband also. We have older girls and he has attend the ball in past years, and he said by far this year was the best and he and the girls had the most fun. It was very well done and just what little my girls wanted. Who ever planned it they did a great job.
6. I would put the craft table along the wall in the room (opposite side) where the games were being played. This would of allowed for more space and leaving the hallway open for those getting to other activities.

- 7. I thought this was great at a terrific price! Will go back next year!
Our daughter thoroughly enjoys dressing up in princess attire, and has been looking forward to the event every year for the past 4 years! This year, our daughter encouraged her kindergarten classmates to attend with their fathers as well. Scene setting props (Cinderella's carriage, glass slipper) help to transform the event space, so perhaps more of those would be appreciated. Dancing with the princesses is a huge deal, so maybe inviting more "princesses" to attend would be helpful.
- 8. I really enjoyed Cinderella's Ball with my son...my little prince.
- 9. However, it seems we were the only Mother-Son couple there. It would be nice to market this not only to the little princesses, but also all the little Prince's in Orland Park. Just an idea :-)
- 10. Thank you for host such a wonderful event for our children!!!
- 11. Thank you for hosting such a memorable and enjoyable event.
- 12. Include mini hot dogs and/or uncrustables as part of buffet. Get rid of mac & cheese bites. Punch was perfect. Bring back the ability to pose for pictures behind Cinderella's coach. Helpers did an excellent job and the entire ball was beautiful. We were disappointed that our almost three year old was not allowed to attend as there seemed to be children younger than her there.

Total Respondents 12

(skipped this question) 17

26. Please enter me in the drawing for a chance to win two Marcus Theater tickets.

Name		25	100%
Phone		24	96%
Email		25	100%
		Total Respondents	25
		(skipped this question)	4